

David Weeks Studio



New York designer David Weeks founded the studio in 1996 as an umbrella for his diverse interests, which range from metal fabrication techniques to contemporary toy culture.

Over the past two decades, a core grouping of elemental lighting fixtures has evolved into a diverse collection also featuring upholstered seating, side tables, and sculptural objects with a simpatico sense of materiality and detailing. The opening of the Tribeca storefront—one part gallery, one part creative lab—now provides an opportunity to showcase the full breadth of our collaborations and capabilities.

The studio celebrates its twentieth anniversary with the launch of a new lighting collection. OTTO is the brand's eighth collection, amplifying our signature design language—a play of levity, balance and reduction—to a more extreme expression. The milestone also coincides with a move from our original location in Dumbo to a purpose-built production facility in Bedford-Stuyvesant. After two decades, the studio remains New York-based and Brooklyn-made.

David Weeks Studio

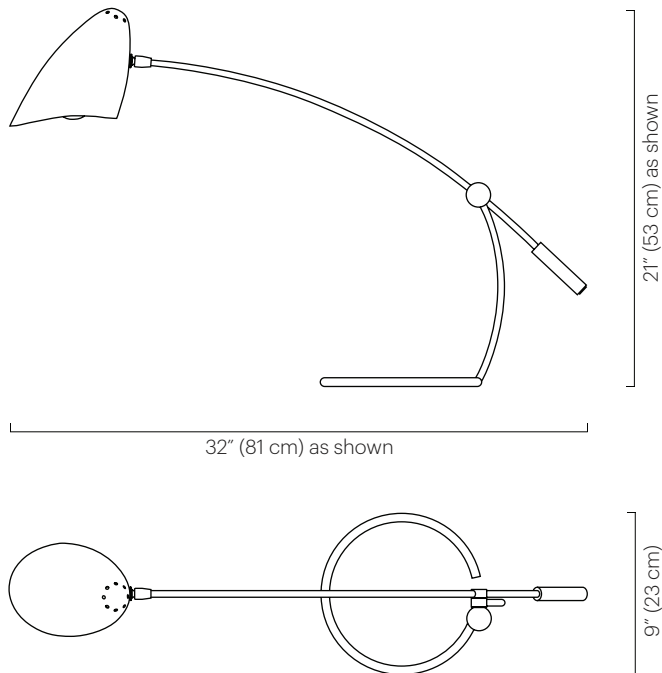
38 Walker Street
New York, NY 10013
Tel (212) 966-3433

info@DavidWeeksStudio.com
DavidWeeksStudio.com
facebook.com/DavidWeeksStudio

Adjustable Arc Lamp

TECHNICAL SPECIFICATIONS

No. 109



Bullet shade option



Bottle shade option

Description

The Adjustable Arc features a counterweighted arm that adjusts up and down to desired height. The handspun aluminum shade rotates 320 degrees to cast light directionally. May be ordered with Bullet or Bottle shades.

Materials

Shade: Powder coated aluminum
Frame: Plated steel
Counterweight: Power coated steel

Shade Color Bullet

- Black Satin (ivory satin interior)
- Ivory Satin (ivory satin interior)
- White Satin (white satin interior)

Shade Color Bottle

- Black Satin (ivory satin interior)
- Grey Gloss (ivory satin interior)
- Ivory Satin (ivory satin interior)
- White Satin (white satin interior)

Custom colors available.

Finish

- Polished Nickel
- Brushed Brass

Custom finishes available.

Lamping

120V: A19 or A15
medium base 40W max
220-240V: E27 base 40W max
Note: Bulbs not included.
Halogen bulbs not recommended.

Wattage

40 watts max

Weight

5 lbs (2.3 kg)

Remarks

UL listed.
Bullet shade: On/Off switch located on cord.
Bottle shade 120V: On/Off switch located on shade and cord.
220-240V: On/Off switch located on cord.

Remarks Continued

Cord color is black; length approx. 7 feet.
Counterweight and arm adjustment are always black.
Indoor use and dry locations only.

Dimensions

Base: 9" Ø (23 cm)
Height variable.
Adjusts up to 36.5" H (93 cm)
Bullet Shade: 9" H x 6" W x 6.5" D
(23 H x 15 W x 17 cm D)
Bottle Shade: 8.5" H x 5.5" W 8.5" D
(22 H x 14 W x 22 cm D)



**David
Weeks
Studio**

STOREFRONT

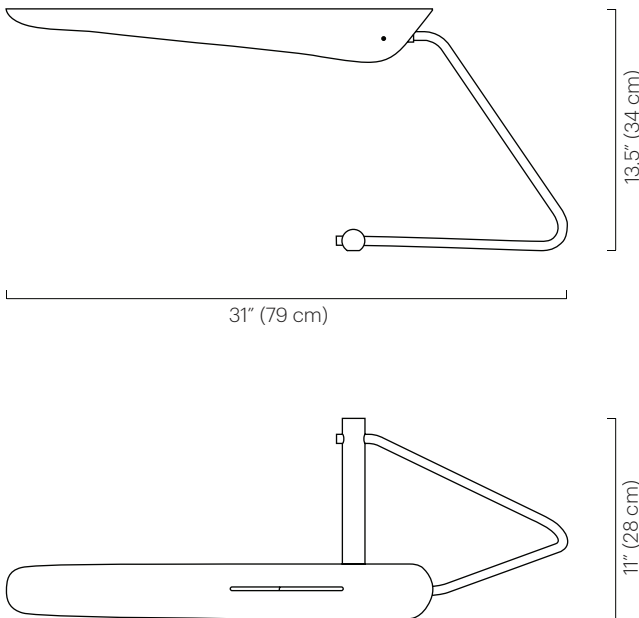
38 Walker Street
New York, NY 10013
212 966 3433

sales@DavidWeeksStudio.com
www.DavidWeeksStudio.com

Sarus Table Lamp

TECHNICAL SPECIFICATIONS

No. 113



Description

The Sarus shade is mounted to a hand bent steel frame. The powder coated aluminum shade rotates 320° to cast light directionally.

Materials

Shade: Powder coated aluminum
Frame: Plated steel
Base: Powder coated steel

Base & Shade Color

- Black Satin (ivory satin interior)
- Grey Gloss (ivory satin interior)
- Ivory Satin (ivory satin interior)
- White Satin (white satin interior)

Custom colors available.

Finish

- Polished Nickel
- Brushed Brass

Custom finishes available.

Lamping

120V: T10 tubular incandescent medium base 40W max
220-240V: E27 base (tubular 32mm recommended) 40W max
Note: Bulbs not included.
Halogen bulbs not recommended.

Wattage

40 watts max

Weight

5 lbs (2.3 kg)

Remarks

UL listed.
On/Off switch located on cord.
Shade and base are same color.
Cord color is black; length approx. 7 feet.
Indoor use and dry locations only.

Dimensions

31" D x 11" W x 13.5" H
(79 D x 28 W x 34 cm H)
Shade: 3" Ø x 23" L
(8 Ø x 58 cm L)



**David
Weeks
Studio**

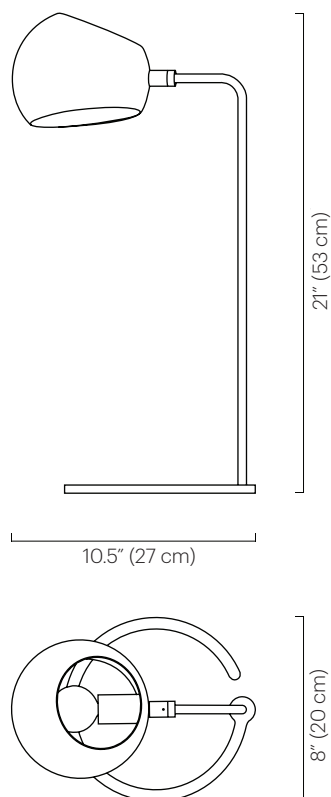
STOREFRONT
38 Walker Street
New York, NY 10013
212 966 3433

sales@DavidWeeksStudio.com
www.DavidWeeksStudio.com

Boi Table Lamp

TECHNICAL SPECIFICATIONS

No. 118



Description

The Boi Table Lamp features a powder coated steel shade and weighted ring base. The Boi shade rotates 320° to cast light directionally.

Materials

Shade: Powder coated steel
Frame: Plated steel
Base: Powder coated steel

Base & Shade Color

- Black Satin (ivory satin interior)
- Ivory Satin (ivory satin interior)
- Orange Gloss (ivory satin interior)
- White Satin (white satin interior)

Custom colors available.

Finish

- Polished Nickel
- Brushed Brass

Custom finishes available.

Lamping

120V: G16.5 globe bulb
candelabra base 60W max
220-240V: E14 base golf ball
60W max
Note: Bulbs not included.
Halogen bulbs not recommended.

Wattage

60 watts max

Weight

5 lbs (2.3 kg)

Remarks

Not UL listed.
On/Off switch located on cord.
Cord color is black;
length approx. 7 feet.
Indoor use and dry locations only.

Dimensions

10.5" D x 8" W x 21" H
(27 D x 20 W x 53 cm H)
Shade: 6" Ø x 5.5" H
(15 Ø x 14 cm H)



**David
Weeks
Studio**

STOREFRONT

38 Walker Street
New York, NY 10013
212 966 3433

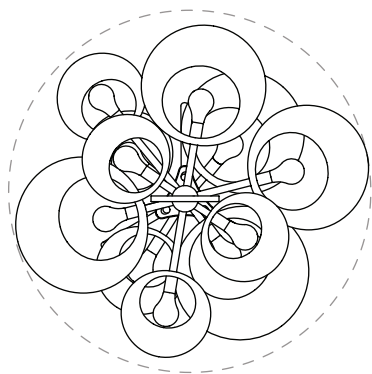

sales@DavidWeeksStudio.com
www.DavidWeeksStudio.com

February 2019

Kopra Table Lamp

TECHNICAL SPECIFICATIONS

No. 120



24" (61 cm) approx diameter



Description

The Kopra Table lamp features eleven Boi shades of various sizes on a three legged frame topped with an oval handle. Each shade rotates 320° to cast light directionally.

Materials

Shades: Powder coated steel
Frame: Powder coated steel

Frame & Shade Color

- Black Gloss (black gloss interior)
- Grey Gloss (grey gloss interior)
- White Gloss (white gloss interior)

Custom colors available.

Lamping

120V: (11) G16.5 globe bulbs
candelabra base
40W max, 20W recommended
220-240V: (11) E14 base golf ball
40W max 20W recommended
Note: Bulbs not included.
Halogen bulbs not recommended.

Wattage

440 watts max

Weight

20 lbs (9 kg)

Remarks

Not UL listed.
Dimmer switch located on cord.
Cord color is black;
length approx. 7 feet.
Indoor use and dry locations only.

Dimensions

Approx diameter: 24" (61 cm)
Height: 22.5" (57 cm)

**David
Weeks
Studio**

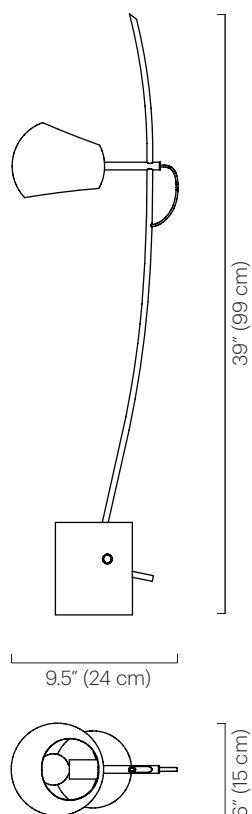


STOREFRONT
38 Walker Street
New York, NY 10013
212 966 3433

sales@DavidWeeksStudio.com
www.DavidWeeksStudio.com

February 2019

No. 121



Description

The Fenta lamp features a cylindrical cement cast base. The hand formed brass arm is secured by a wooden dowel. The Boi shade has two openings casting light both up and down.

Materials

Shade: Powder coated steel
Frame: Plated brass
Base: Cement
Dowel: Hardwood

Shade Color

- Black Satin (ivory satin interior)
- Grey Gloss (grey gloss interior)
- Ivory Satin (ivory satin interior)
- White Satin (white satin interior)

Custom colors available.

Base Color

- Natural Cement
- Darkened Cement

Finish

- Brushed Brass
- Polished Nickel

Custom finishes available.

Lamping

120V: G16.5 globe bulb
candelabra base 60W max
220-240V: E14 base golf ball
60W max
Note: Bulbs not included.
Halogen bulbs not recommended.

Wattage

60 watts max

Weight

10 lbs (4.5 kg)

Remarks

UL listed.
On/Off switch located on cord.
Cord color is black;
length approx. 7 feet.
Fixed shade does not swivel.
Indoor use and dry locations only.

Dimensions

9.5" D x 6" W x 39" H
(24 D x 15 W x 99 cm H)
Base: 5" Ø x 6" H
(13 Ø x 15 cm H)
Shade: 6" Ø x 5.5" H
(15 Ø x 14 cm H)

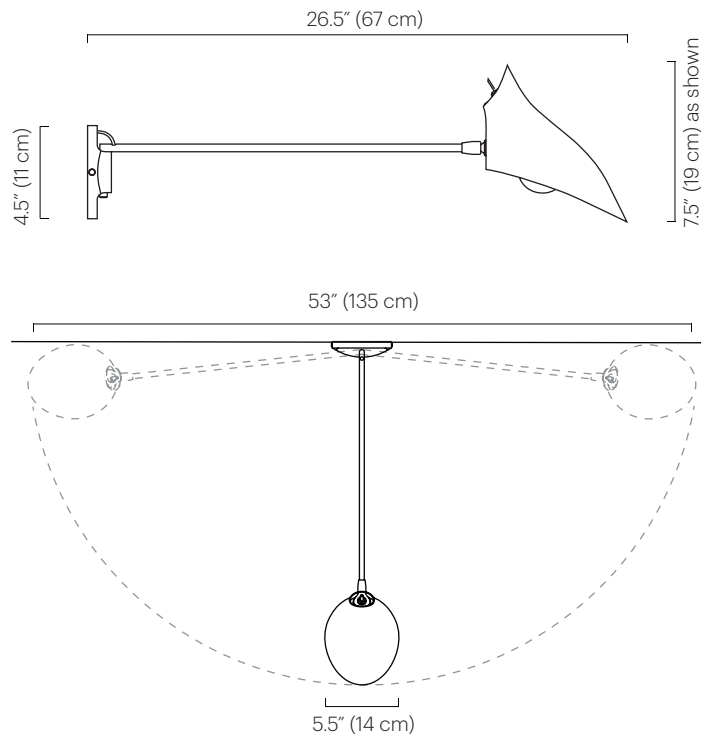


**David
Weeks
Studio**

STOREFRONT
38 Walker Street
New York, NY 10013
212 966 3433

sales@DavidWeeksStudio.com
www.DavidWeeksStudio.com

No. 202



Description

The One Arm Sconce features a single arm affixed to a solid wood wall mount and steel mounting ring. The arm swings from side to side with a handspun aluminum Bottle shade. The shade rotates 320° to cast light directionally.

Materials

Shade: Powder coated aluminum
Wall Mount: Finished wood
Arm: Plated steel
Mounting Ring: Plated steel

Shade Color

- Black Satin (ivory satin interior)
- Grey Gloss (ivory satin interior)
- Ivory Satin (ivory satin interior)
- White Satin (white satin interior)

Custom colors available.

Finish

- Polished Nickel
- Brushed Brass

Custom finishes available.

Weight

5 lbs (2.3 kg)

Wall Mount

(matches specified shade)
● Black Satin: Opaque paint on maple
● Grey Gloss: Opaque paint on maple
● Ivory Satin: Opaque paint on maple

Also available:

- Natural Walnut (clear finish)
- Natural Maple (clear finish)

Lamping

120V: A19 or A15 medium base 60W max
220-240V: E14 base golf ball 60W max
Note: Bulbs not included.
Halogen bulbs not recommended.

Wattage

60 watts max

Remarks

UL listed.
Hardwired is standard.
Custom cord & plug available.
Cord color is black.
120V: Switch is on shade.
220-240V: Hardwired to wall; no switch on shade.
Custom arm length available (36" max).
Mounting ring matches arm finish.
Walnut and maple wood mounts will vary in color from fixture to fixture.
Indoor use and dry locations only.

Dimensions

Arm Length: 26.5" (67 cm)
Wingspan: 53" (135 cm)
Wall mount diameter: 4.5" (11 cm)
Shade: 8.5" H x 5.5" W 8.5" D
(22 H x 14 W x 22 cm D)



**David
Weeks
Studio**

STOREFRONT

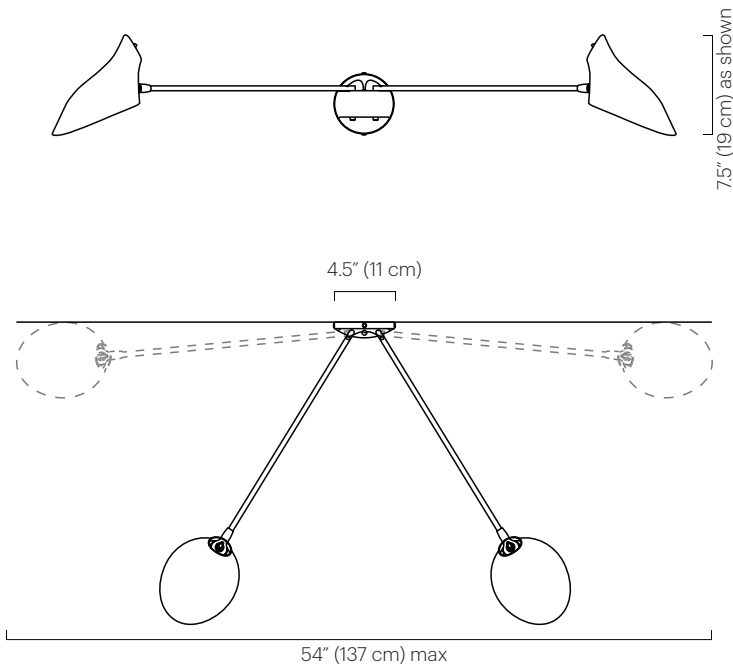
38 Walker Street
New York, NY 10013
212 966 3433

sales@DavidWeeksStudio.com
www.DavidWeeksStudio.com

Two Arm Sconce

TECHNICAL SPECIFICATIONS

No. 203



Description

The Two Arm Sconce features dual arms affixed to a solid wood wall mount and steel mounting ring. The arms swing from side to side with handspun aluminum Bottle shades. The shades rotate 320° to cast light directionally.

Materials

Shade: Powder coated aluminum
Wall Mount: Finished wood
Arm: Plated steel
Mounting Ring: Plated steel

Shade Color

- Black Satin (ivory satin interior)
- Grey Gloss (ivory satin interior)
- Ivory Satin (ivory satin interior)
- White Satin (white satin interior)

Custom colors available.

Finish

- Polished Nickel
- Brushed Brass

Custom finishes available.

Weight

5 lbs (2.3 kg)

Wall Mount

(matches specified shade)

- Black Satin: Opaque paint on maple
- Grey Gloss: Opaque paint on maple
- Ivory Satin: Opaque paint on maple

Also available:

- Natural Walnut (clear finish)
- Natural Maple (clear finish)

Lamping

120V: A19 or A15
medium base 60W max
220-240V: E14 base golf ball
60W max
Note: Bulbs not included.
Halogen bulbs not recommended.

Wattage

120 watts max

Remarks

UL listed.
Hardwired is standard.
Custom cord & plug available.
Cord color is black.
120V: Switch is on shade.
220-240V: Hardwired to wall;
no switch on shade.
Custom arm length available
(36" max).
Mounting ring matches arm finish.
Walnut and maple wood mounts
will vary in color from
fixture to fixture.
Indoor use and dry locations only.

Dimensions

Arm Length: 26.5" (67 cm)
Wingspan: 54" (137 cm)
Wall mount diameter: 4.5" (11 cm)
Shade: 8.5" H x 5.5" W 8.5" D
(22 H x 14 W x 22 cm D)

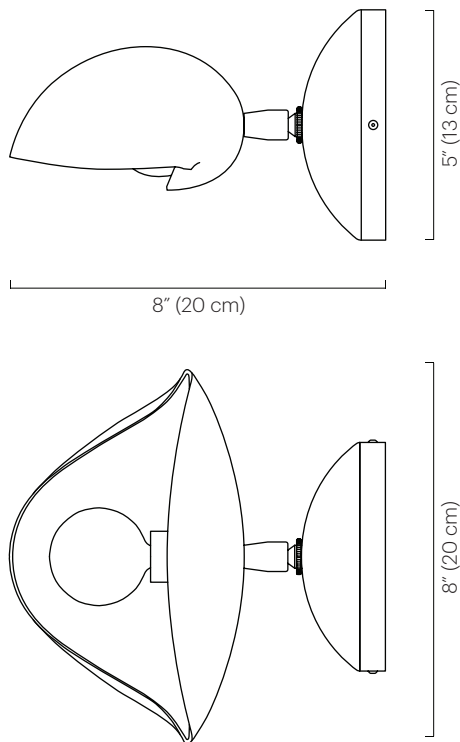


**David
Weeks
Studio**

STOREFRONT
38 Walker Street
New York, NY 10013
212 966 3433

sales@DavidWeeksStudio.com
www.DavidWeeksStudio.com

No. 206



Description

Featuring a hand-formed Shell shade, the Shell Sconce rotates 320 degrees to cast light directionally.

Materials

Shade: Powder coated aluminum
Wall mount: Powder coated steel
Hardware: Plated brass

Mount & Shade Color

- Black Satin (ivory satin interior)
- Grey Gloss (grey gloss interior)
- Ivory Satin (ivory satin interior)
- White Satin (white satin interior)

Custom colors available.

Hardware

- Nickel
- Brass

Custom finishes available.

Lamping

120V: G16.5 globe bulb
candelabra base 40W max
220-240V: E14 base golf ball
40W max
Note: Bulbs not included.
Halogen bulbs not recommended.

Wattage

40 watts max

Weight

5 lb (2.3 kg)

Remarks

UL listed.
Hardwired is standard.
Custom cord & plug available.
Custom switch available on
wall mount.
Indoor use and dry locations only.
Shade shape may vary slightly.

Dimensions

8" D x 4.5" H x 8" W
(20 D x 11 H x 20 cm W)
Wall mount diameter: 5" (13 cm)
Shade (approx.): 3.5" H x 9" W x 6" D
(9 H x 23 x 15 cm D)



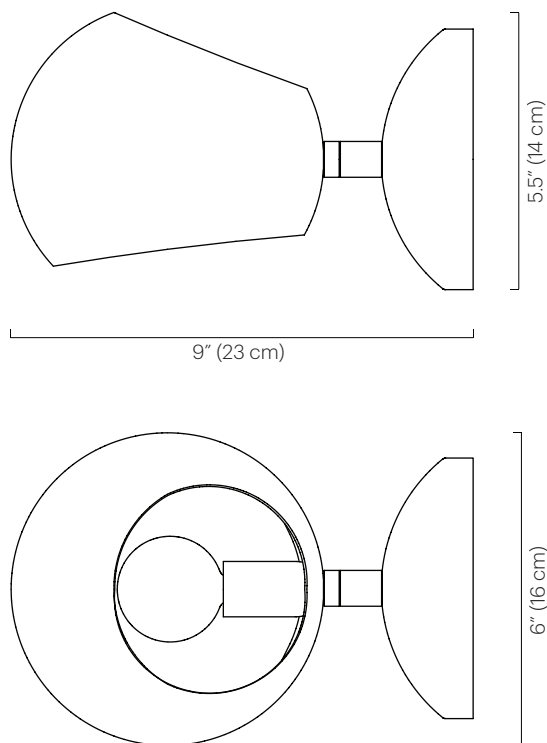
**David
Weeks
Studio**

STOREFRONT

38 Walker Street
New York, NY 10013
212 966 3433

sales@DavidWeeksStudio.com
www.DavidWeeksStudio.com

No. 209

**Description**

Featuring a small Boi shade with openings at both the top and the bottom, the Boi Sconce allows light to flow through the entirety of the fixture. The shade rotates 320° to cast light directionally.

Materials

Shade: Powder coated steel
Wall mount: Powder coated steel
Hardware: Plated brass

Mount & Shade Color

- Black Gloss (black gloss interior)
- Black Satin (ivory satin interior)
- Grey Gloss (grey gloss interior)
- Ivory Satin (ivory satin interior)
- Orange Gloss (ivory satin interior)
- White Gloss (white gloss interior)
- White Satin (white satin interior)

Custom colors available.

Hardware

- Nickel
- Brass

Custom finishes available.

Lamping

120V: G16.5 globe bulb
candelabra base 60W max
220-240V: E14 base golf ball
60W max
Note: Bulbs not included.
Halogen bulbs not recommended.

Wattage

60 watts max

Weight

5lb (2.3 kg)

Remarks

UL listed.
Hardwired is standard.
Custom cord & plug available.
Custom switch available on
wall mount.
Indoor use and dry locations only.

Dimensions

9" D x 6" W x 5" H
(23 D x 16 W x 13 cm H)
Wall mount diameter: 5" (13 cm)
Shade: 6" Ø x 5.5" H
(15 Ø x 14 cm H)

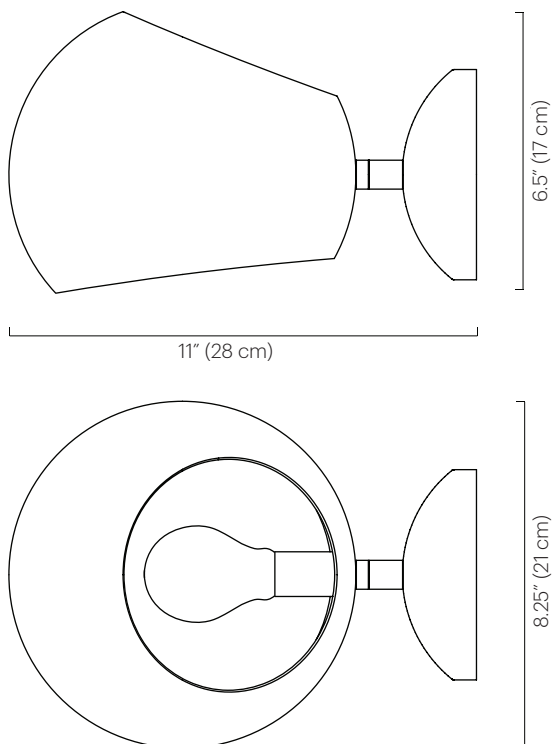


**David
Weeks
Studio**

STOREFRONT
38 Walker Street
New York, NY 10013
212 966 3433

sales@DavidWeeksStudio.com
www.DavidWeeksStudio.com

No. 214



Description

Featuring a large Boi shade with openings at both the top and the bottom, the Big Boi Sconce allows light to flow through the entirety of the fixture. The shade rotates 320° to cast light directionally.

Materials

Shade: Powder coated steel
Wall mount: Powder coated steel
Hardware: Plated brass

Mount & Shade Color

- Black Gloss (black gloss interior)
- Black Satin (ivory satin interior)
- Grey Gloss (grey gloss interior)
- Ivory Satin (ivory satin interior)
- Orange Gloss (ivory satin interior)
- White Gloss (white gloss interior)
- White Satin (white satin interior)

Custom colors available.

Hardware

- Nickel
- Brass

Custom finishes available.

Lamping

120V: A19 or A15
medium base 60W max
220-240V: E27 base 60W max
Note: Bulbs not included.
Halogen bulbs not recommended.

Wattage

60 watts max

Weight

5 lbs (2.3 kg)

Remarks

UL listed.
Hardwired is standard.
Custom cord & plug available.
Custom switch available
on wall mount.
Indoor use and dry locations only.

Dimensions

11" D x 8.25" W x 6.5" H
(28 D x 21 W x 17 cm H)
Wall mount diameter: 5" (13 cm)
Shade: 8.25" Ø x 6.5" H
(21 Ø x 17 cm H)



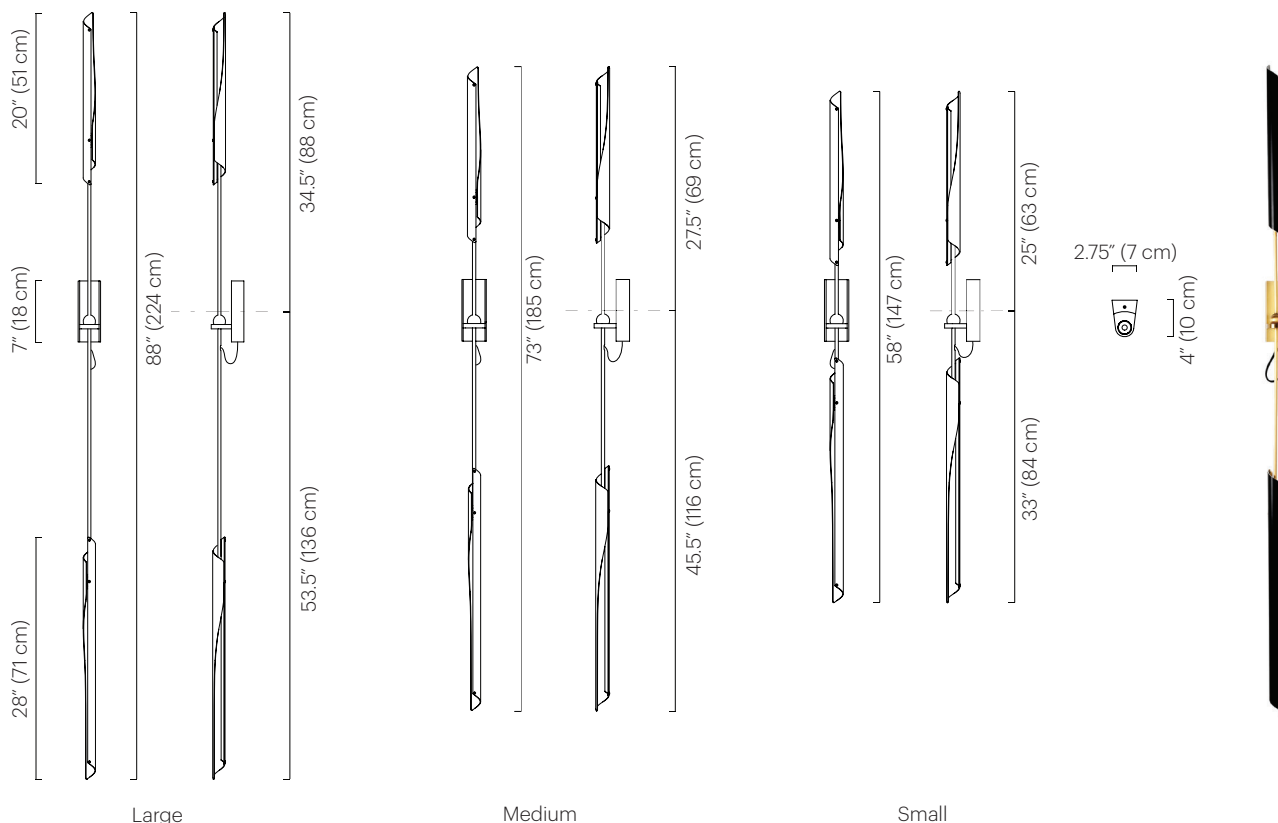
**David
Weeks
Studio**

STOREFRONT

38 Walker Street
New York, NY 10013
212 966 3433

sales@DavidWeeksStudio.com
www.DavidWeeksStudio.com

No. 215

**Description**

The OTTO torch is comprised of two different sized OTTO shades mounted on opposite ends of the arm. Each shade contains a dimmable LED source and rotates 300° to cast light directionally. Available in three sizes.

Materials

Shade: Powder coated aluminum
Wall mount: Plated brass
Frame: Plated brass
Hardware: Plated and polished brass

Shade Color

- Black Satin (ivory satin interior)
- Grey Gloss (ivory satin interior)
- Ivory Satin (ivory satin interior)
- White Satin (white satin interior)

Custom colors available.

Finish

- Brushed Brass
- Polished Nickel

Custom finishes available.

Lamping

LED: Warm white 2700K
Lumens: 1340 (equivalent to two 60W incandescent bulbs)
CRI: 80+
LED power source: 40W 24V phase dimmable class 2
50,000 LED life hours (approx.)

Power Supply

60W 24V
For 120V areas: dimmable Class 2 included in canopy.
For 220-240V areas: remote power supply only. Not included.

Dimmer Compatibility

Dimmable with MLV/TRIAC (leading edge) switch

Voltage / Wattage

24 v / 22 watts

Weight

10 lbs (4.5 kg)

Remarks


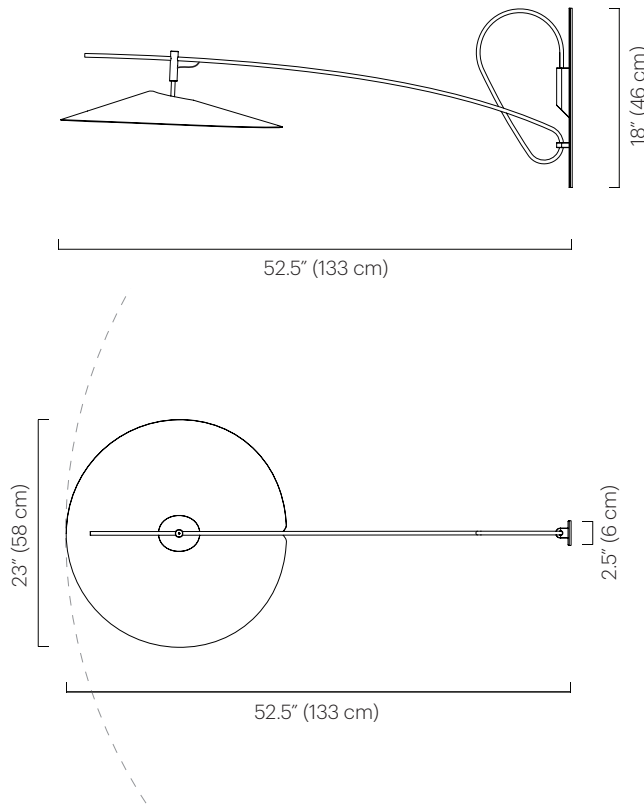
ADA compliant depth.
Hardwired is standard.
Black exterior electrical cord is standard.
Hardware finish consistent with frame finish.
Indoor use and dry locations only.
Wall mount designed to fit 2" x 4" vertical switch box only.

Dimensions

Large: 4" D x 2.75" W x 88" H
(10 D x 7 W x 224 cm H)
Medium: 4" D x 2.75" W x 73" H
(10 D x 7 W x 185 cm H)
Small: 4" D x 2.75" W x 58" H
(10 D x 7 W x 147 cm H)
Bracket: 4" D x 2.75" W x 7" H
(10 D x 7 W x 18 cm H)
Top shade: 1.5" Ø x 20" L
(4 Ø x 51 cm L)
Bottom shade: 1.5" Ø x 28" L
(4 Ø x 71 cm L)



No. 218



Description

The Treble Sconce features a single arm anchored by a solid brass wall mount. The sconce has one Treble shade constructed from a flat cut aluminum pattern held together in tension, illuminated by a dimmable LED with a glass diffuser. The arm swings side to side from the wall mount.

Materials

Shade: Anodized or powder coated aluminum
Frame: Plated brass
Wallmount: Plated brass
Lamp enclosure: Glass, aluminum, steel and plated brass.

Shade Color

Powder coated:

- Black Satin (ivory satin interior)
- Grey Gloss (ivory satin interior)
- Ivory Satin (ivory satin interior)
- White Satin (white satin interior)

Custom colors available.

Anodized:

- Polished Black (matte gold interior)
- Polished Black (red ombre interior)

Finish

- Brushed Brass
- Polished Nickel

Custom finishes available.

Lamping

LED: Warm white 2700K
Lumens: 1200 (equivalent to one 75W incandescent bulb)
CRI: 95+
50,000 LED life hours (approx.)

Power Supply

60W 24V
For 120V areas: dimmable Class 2 included in canopy.
For 220-240V areas: remote power supply only. Not included.

Dimmer Compatibility

ELV Dimmer compatible

Voltage / Wattage

24V / 11.5 W

Weight

15 lbs (6.8 kg)

Remarks

Arm length is fixed.
Shade does not rotate.
Black exterior electrical cord is standard.
Custom arm length available 36" - 72" (91-182 cm)
Additional weight support recommended.
Hardware finish consistent with frame finish.
Indoor use and dry locations only.
Wall mount designed to fit 2" x 4" vertical switch box only.

Dimensions

52.5" L x 23" W x 18" H
(133 L x 58 W x 46 cm H)
Wallmount: 2.5" W x 18" H
(6 W x 46 cm H)
Shade: 23" Ø x 4" H
(58 Ø x 10 cm H)



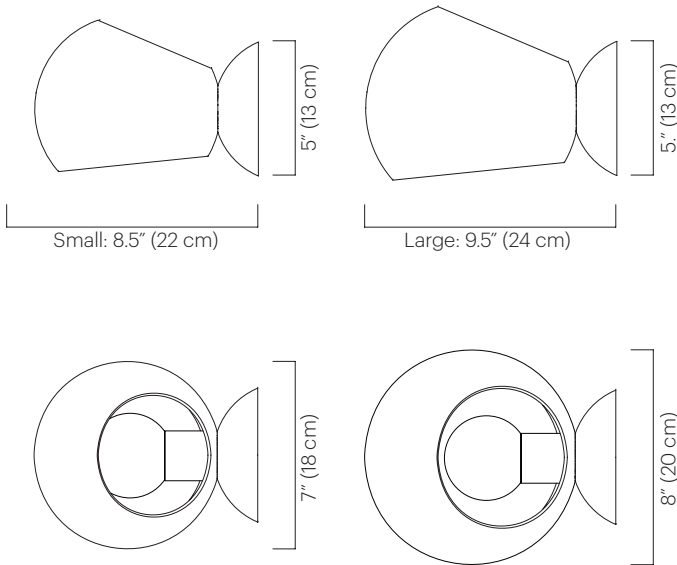
**David
Weeks
Studio**

STOREFRONT

38 Walker Street
New York, NY 10013
212 966 3433

sales@DavidWeeksStudio.com
www.DavidWeeksStudio.com

No. 219



Description

A fully glass Boi Sconce with openings at both the top and the bottom. The Glass Boi Sconce when illuminated captures light that shifts in color.

Materials

Shade: Glass
Wall mount: Glass
Hardware: Powder coated aluminum.

Mount & Shade Color

- Red
- Green
- Blue
- Yellow
- White

Custom colors available.

Lamping

120V: LED Warm white 2700K
Lumens: 90 (equivalent to one 60W incandescent bulb)
CRI: 95
30,000 LED life hours (approx.)
E26 base
220-240V: LED E27 base
60W max
Base: LED Warm white 2700K
Lumens: 825 (equivalent to one 60W incandescent bulb)
CRI: 90+
54,000 LED life hours (approx.)
Note: Bulbs included.

Wattage

60 watts max

Weight

5lb (2.3 kg)

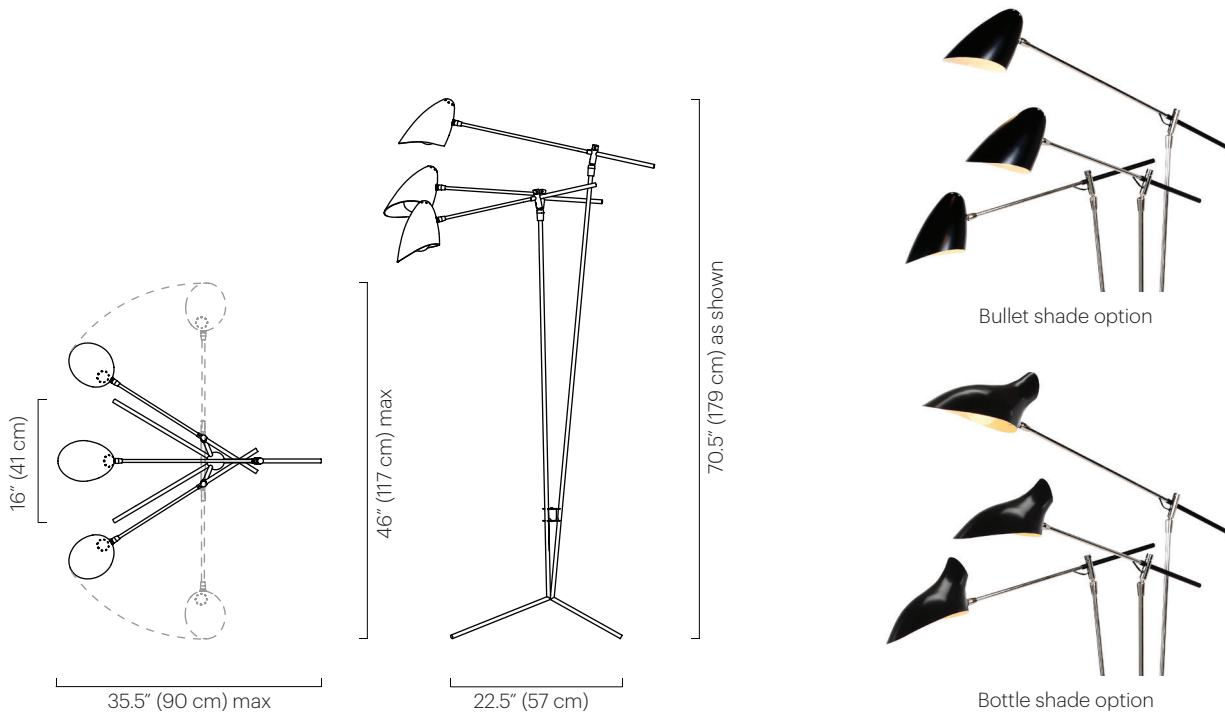
Remarks

UL Listed.
Hardwired is standard.
Indoor use and dry locations only.
All pieces vary.

Dimensions

Small:
8.5" D x 7" W x 5.5" H
(22 D x 18 W x 14 H cm)
Large:
9.5" D x 8" W x 6.5" H
(24 D x 20 W x 17 H cm)
Wall mount diameter: 5" (13 cm)

No. 303



Description

The Tripod features three counterweighted arms that adjust up and down and swivel side to side. Handspun shades on each arm rotate 320° to cast light directionally. May be ordered with Bullet or Bottle shades.

Materials

Shades: Powder coated aluminum
Frame: Plated steel
Counterweight: Powder coated steel

Shade Color Bullet

- Black Satin (ivory satin interior)
- Ivory Satin (ivory satin interior)
- White Satin (white satin interior)

Shade Color Bottle

- Black Satin (ivory satin interior)
- Grey Gloss (ivory satin interior)
- Ivory Satin (ivory satin interior)
- White Satin (white satin interior)

Custom colors available.

Finish

- Polished Nickel
- Brushed Brass

Custom finishes available.

Lamping

120V: (3)A19 or A15
medium base 60W max
220-240V:
Bullet: (3)E27 base 60W max
Bottle: (3)E14 base 60W max
Note: Bulbs not included.
Halogen bulbs not recommended.

Wattage

180 watts max

Weight

15 lbs (6.8 kg)

Remarks

Not UL listed.
Bullet shade: On/Off dimmer switch on cord.
Bottle shade:
120V: On/Off switch on shade, dimmer on cord.
220-240V: On/Off dimmer switch on cord.

Remarks Continued

Cord color is black;
length approx. 10 feet.
Counterweight is black.
Indoor use and dry locations only.

Dimensions

22.5" D x 16" W x 65" H
(57 D x 41 W x 165cm H)
Max depth: 35.5" (90 cm)
Shade height variable:
Min height: 42" (107 cm)
Max height: 78" (198 cm)
Wingspan: 46" (117 cm)
Bullet Shade: 9" H x 6" W x 6.5" D
(23 H x 15 W x 17 cm D)
Bottle Shade: 8.5" H x 6" W 8.5" D
(22 H x 15 W x 22 cm D)



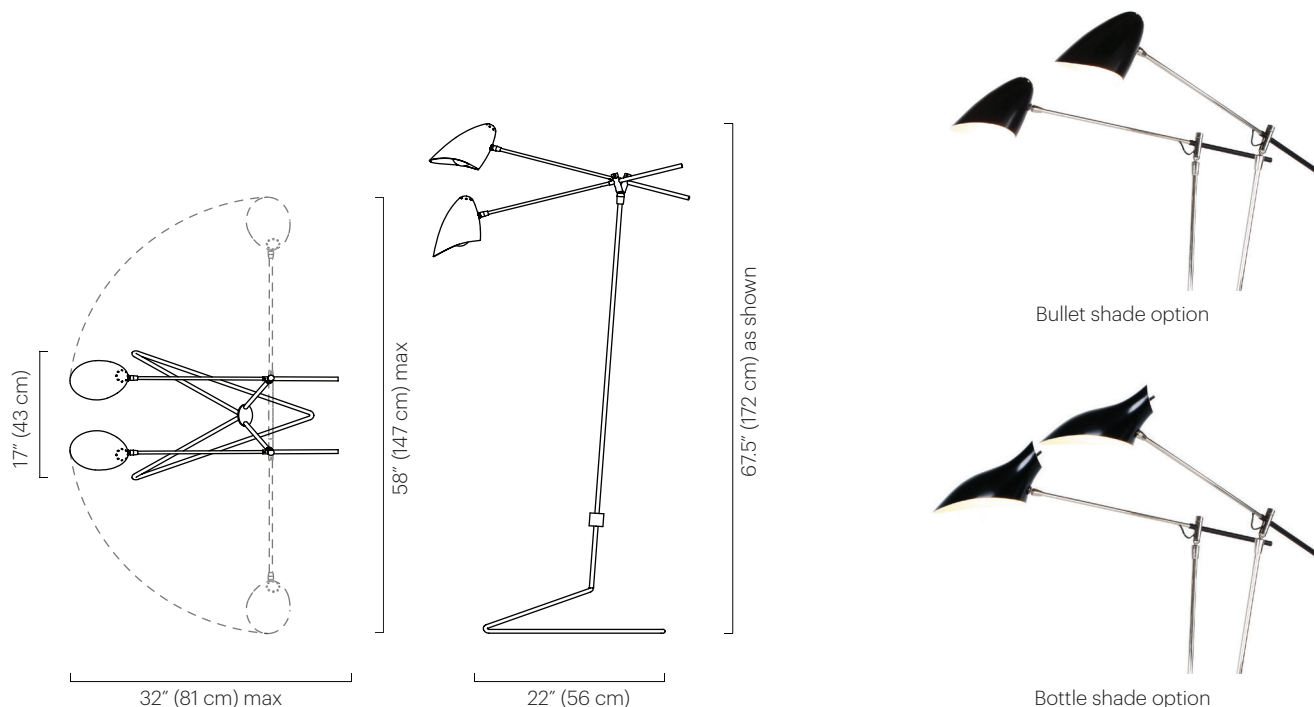
**David
Weeks
Studio**

STOREFRONT

38 Walker Street
New York, NY 10013
212 966 3433

sales@DavidWeeksStudio.com
www.DavidWeeksStudio.com

No. 305



Description

The Doublepod is a standing lamp that features two counter-weighted arms that adjust up and down and swivel side to side. Handspun shades rotate 320° to cast light directionally. May be ordered with Bullet or Bottle shades.

Materials

Shades: Powder coated aluminum
Frame: Plated steel
Counterweight: Powder coated steel

Shade Color Bullet

- Black Satin (ivory satin interior)
- Ivory Satin (ivory satin interior)
- White Satin (white satin interior)

Shade Color Bottle

- Black Satin (ivory satin interior)
- Grey Gloss (ivory satin interior)
- Ivory Satin (ivory satin interior)
- White Satin (white satin interior)

Custom colors available.

Finish

- Polished Nickel
- Brushed Brass

Custom finishes available.

Lamping

120V: (2)A19 or A15 medium base 60W max
220-240V:
Bullet: (2)E27 base 60W max
Bottle: (2)E14 base 60W max
Note: Bulbs not included.
Halogen bulbs not recommended.

Wattage

120 watts max

Weight

15 lbs (7 kg)

Remarks

Not UL listed.
Bullet shade: On/Off: dimmer switch on cord.
Bottle shade:
120V: On/Off switch on shade, dimmer on cord.
220-240V: On/Off dimmer switch on cord.

Remarks Continued

Cord color is black; length approx. 10 feet.
Counterweight is black.
Indoor use and dry locations only.

Dimensions

22" D x 17" W x 61" H
(56 D x 43 W x 155cm H)
Max depth: 32" (81 cm)
Shade height variable:
Min height: 45" (114 cm)
Max height: 72" (183 cm)
Wingspan: 58" (147 cm)
Bullet Shade: 9" H x 6" W x 6.5" D
(23 H x 15 W x 17 cm D)
Bottle Shade: 8.5" H x 6" W 8.5" D
(22 H x 15 W x 22 cm D)



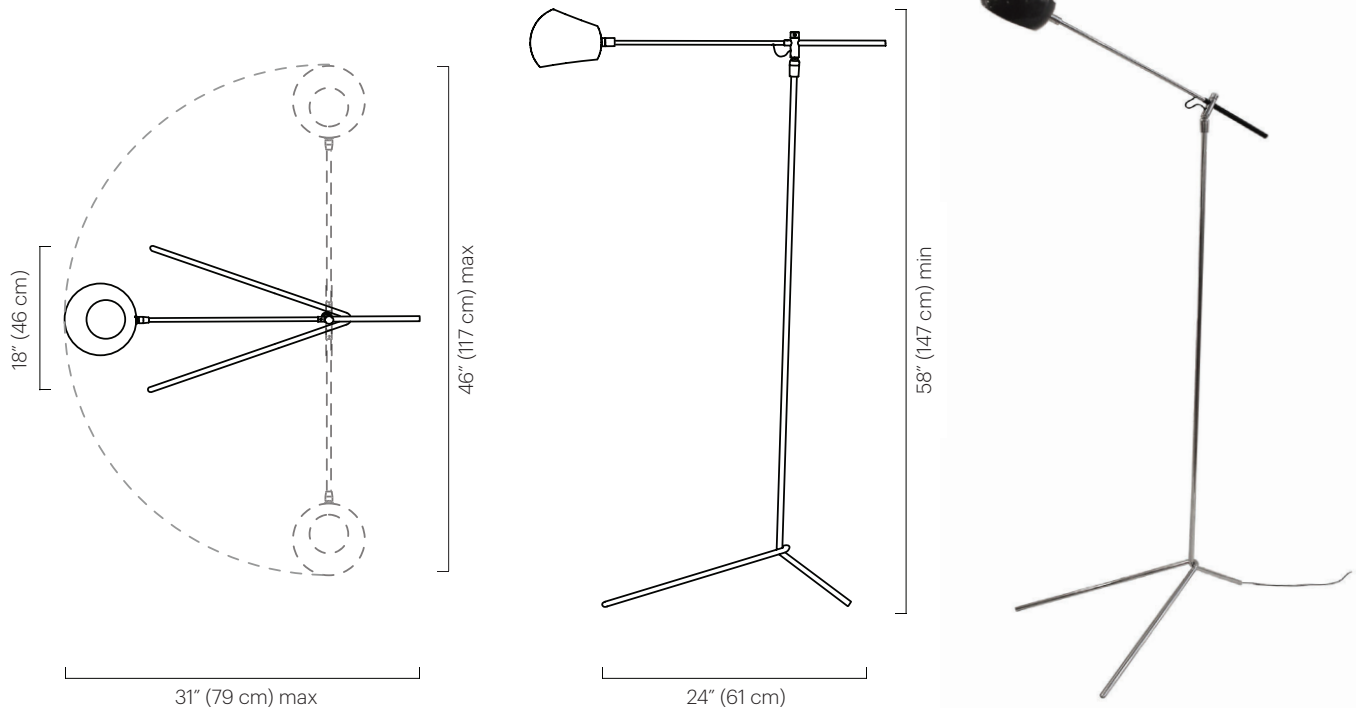
**David
Weeks
Studio**

STOREFRONT

38 Walker Street
New York, NY 10013
212 966 3433

sales@DavidWeeksStudio.com
www.DavidWeeksStudio.com

No. 306



Description

The Monopod is a standing lamp that features a powder coated Boi shade with openings at the top and bottom. The counterweighted arm swivels side to side and adjusts up and down. The shade rotates 320° to cast light directionally.

Materials

Shade: Powder coated steel
Frame: Plated steel
Counterweight: Powder coated steel

Shade Color

- Black Satin (ivory satin interior)
- Grey Gloss (grey gloss interior)
- Ivory Satin (ivory satin interior)
- Orange Gloss (ivory satin interior)
- Black Gloss (black gloss interior)
- White Gloss (white gloss interior)
- White Satin (white satin interior)

Custom colors available.

Finish

- Polished Nickel
- Brushed Brass

Custom finishes available.

Lamping

120V: G16.5 globe
candelabra base 60W max
220-240V: E14 base golf ball
60W max
Note: Bulbs not included.
Halogen bulbs not recommended.

Wattage

60 watts max

Weight

15 lbs (7 kg)

Remarks

Not UL listed.
Dimmer switch on cord.
Cord color is black;
length approx. 10 feet.
Counterweight is black.
Indoor use and dry locations only.

Dimensions

24" D x 18" W x 58" H
(61 D x 46 W x 147cm H)
Max depth: 31" (79 cm)
Shade height variable:
Min height: 45" (114 cm)
Max height: 66" (168 cm)
Wingspan: 46" (117 cm)
Shade: 6" Ø x 5.5" H
(15 Ø x 14 cm H)

**David
Weeks
Studio**

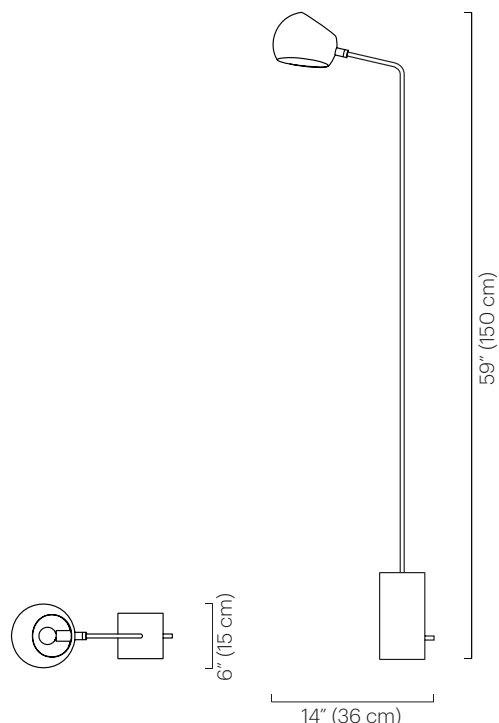


STOREFRONT

38 Walker Street
New York, NY 10013
212 966 3433

sales@DavidWeeksStudio.com
www.DavidWeeksStudio.com

No. 307



Shell shade option



Boi shade option

Description

The Cement Standing Lamp features a cast cement base, finished with a stainless steel arm and the choice of a hand formed Shell shade or a Boi shade. Shade rotates 320° to cast light directionally.

Materials

Shell shade:
Powder coated aluminum
Boi shade:
Powder coated steel
Frame: Stainless steel
Base: Cement

Shade Color: Shell

- Black Satin (ivory satin interior)
- Grey Gloss (grey gloss interior)
- Ivory Satin (ivory satin interior)
- White Satin (white satin interior)

Shade Color: Boi

- Black Gloss (black gloss interior)
- Black Satin (ivory satin interior)
- Grey Gloss (grey gloss interior)
- Ivory Satin (ivory satin interior)
- Orange Gloss (ivory satin interior)
- White Gloss (white gloss interior)
- White Satin (white satin interior)

Custom colors available.

Base Color

- Natural Cement
- Darkened Cement

Finish

- Stainless Steel

Lamping

120V:
Shell Shade: G16.5 globe bulb
candelabra base 40W max
220-240V:
Boi Shade: G16.5 globe bulb
candelabra base 60W max
Shell Shade: E14 base golf ball
40W max
Boi Shade: E14 base golf ball
60W max
Note: Bulbs not included.
Halogen bulbs not recommended.

Wattage

Shell: 40 watts max
Boi: 60 watts max

Weight

20 lbs (9 kg)

Remarks

UL listed.
On/Off dimmer switch
located on cord.
Cord color is black;
length approx. 10 feet.
Indoor use and dry locations only.

Dimensions: Shell

14.5" D x 9" W x 59.5" H
(37 D x 23 W x 151 cm H)
Shade (approx.): 3.5" H x 9" W x 6" D
(9 H x 23 x 15 cm D)

Dimensions: Boi

14" D x 6" W x 59" H
(36 D x 15 W x 150 cm H)
Shade: 6" Ø x 5.5" H
(15 Ø x 14 cm H)

Dimensions: Cement Base

4.75" D x 4.75" W x 8.5" H
(12 D x 12 W x 22 cm H)



**David
Weeks
Studio**

STOREFRONT

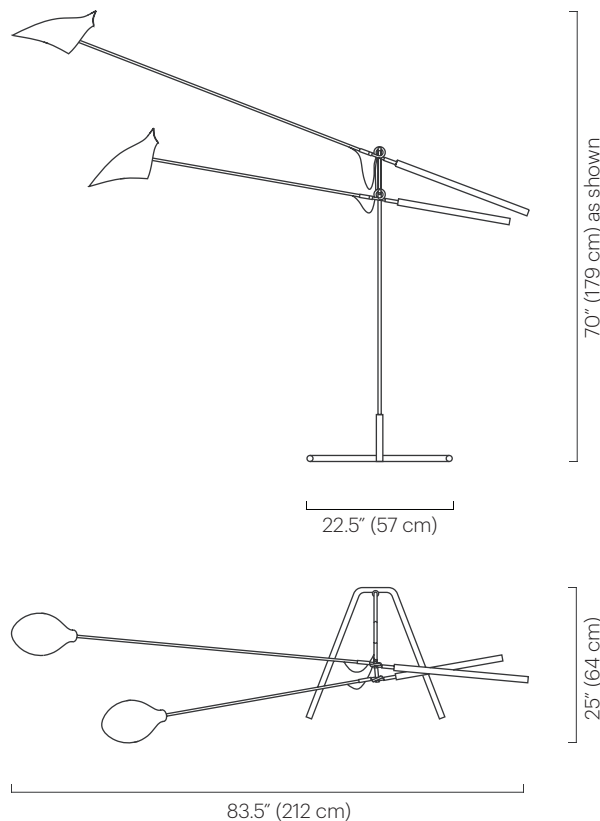
38 Walker Street
New York, NY 10013
212 966 3433

sales@DavidWeeksStudio.com
www.DavidWeeksStudio.com

Loop & Hook Standing

TECHNICAL SPECIFICATIONS

No. 308



shown left facing

Description

The Loop & Hook is a kinetic fixture using counterweights to adjust the height of each arm. Available with a left or right facing orientation. Large bottle shades rotate 320° to cast light directionally.

Materials

Shades: Powder coated aluminum
Frame: Plated steel
Counterweight: Power coated steel

Shade Color

- Black Satin (ivory satin interior)
- Grey Gloss (ivory satin interior)
- Ivory Satin (ivory satin interior)
- White Satin (white satin interior)

Custom colors available.

Finish

- Polished Nickel

Lamping

120V: (2)A19 or A15
medium base 60W max
220-240V: (2)E27 base 60W max
Note: Bulbs not included.
Halogen bulbs not recommended.

Wattage

120 watts max

Weight

30 lbs (13.6 kg)

Remarks

Not UL listed.
120V: Switches on shades and dimmer on cord.
220-240V: On/Off dimmer on cord.
Specify left or right facing.
Counterweights are black.
Cord color is black;
length approx. 10 feet.
Indoor use and dry locations only.

Dimensions

Base: 22.5" W x 25" D
(57 W x 64 cm D)
Arms: 82" and 64"
(208 cm and 163 cm)
Shade heights variable:
Min height: 48" (122 cm)
Max height: 88" (224 cm)
Shade: 13.5" L x 7" W x 9" D
(34 L x 18 W x 23 cm D)



**David
Weeks
Studio**

STOREFRONT

38 Walker Street
New York, NY 10013
212 966 3433

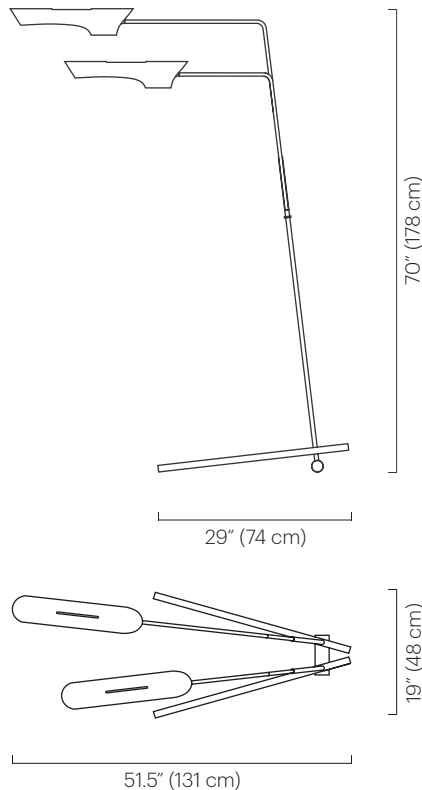
sales@DavidWeeksStudio.com
www.DavidWeeksStudio.com

February 2019

Torroja Standing Lamp

TECHNICAL SPECIFICATIONS

No. 309



Description

The Torroja Standing Lamp features a plated steel frame with two arms that extend over the base. Powder coated aluminum shades rotate 320° to cast light directionally.

Materials

Shades: Powder coated aluminum
Frame: Plated steel

Shade Color

- Black Satin (ivory satin interior)
- Ivory Satin (ivory satin interior)
- White Satin (white satin interior)

Custom colors available.

Finish

- Polished Nickel

Lamping

120V: (2)T10 tubular incandescent bulbs medium base 40W max
220-240V: (2)E27 base (tubular 32mm suggested) 40W max
Note: Bulbs not included.
Halogen bulbs not recommended.

Wattage

80 watts max

Weight

30 lbs (13.6 kg)

Remarks

UL listed.
Dimmer switch located on cord.
Arm height is not adjustable.
Cord color is black; length approx. 10 feet.
Indoor use and dry locations only.

Dimensions

Base: 19" W x 29" D
(48 W x 74 cm D)
70" H x 51.5" D
(178 H x 131 cm D)
Shade: 4" Ø x 18.5" L
(10 Ø x 47 cm L)

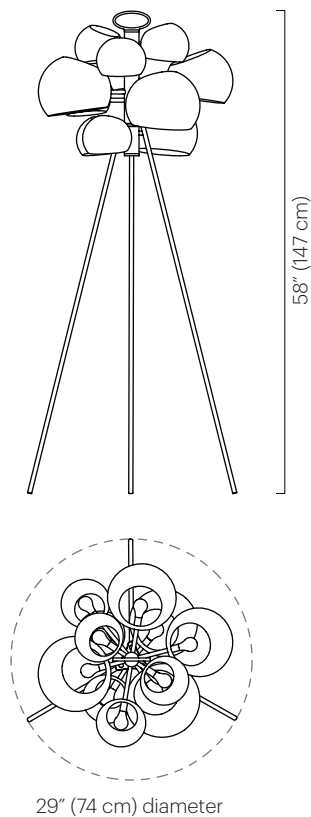


**David
Weeks
Studio**

STOREFRONT
38 Walker Street
New York, NY 10013
212 966 3433

sales@DavidWeeksStudio.com
www.DavidWeeksStudio.com

No. 316



Description

The Kopra Standing lamp features eleven Boi shades of various sizes on a three legged frame topped with an oval handle. Each shade rotates 320° to cast light directionally.

Materials

Shades: Powder coated steel
Frame: Powder coated steel

Frame & Shade Color

- Black Gloss (black gloss interior)
- Grey Gloss (grey gloss interior)
- White Gloss (white gloss interior)

Custom colors available.

Lamping

120V: (11)G16.5 globe bulb, candelabra base
40W max, 20W recommended
220-240V: (11)E14 base golf ball 40W max, 20W recommended
Note: Bulbs not included.
Halogen bulbs not recommended.

Wattage

440 watts max

Weight

25 lbs (11.3 kg)

Remarks

Not UL listed.
Dimmer switch located on cord.
Cord color is black;
length approx. 10 feet.
Indoor use & dry locations only.

Dimensions

Approx diameter: 29" (74 cm)
Height: 58" (147 cm)



No. 317



Description

The Fenta lamp features a cylindrical cement cast base. The hand formed brass arm is secured by a wooden dowel. The Boi shade has two openings casting light both up and down.

Materials

Shade: Powder coated steel
Frame: Finished brass
Base: Cement
Dowel: Hardwood

Shade Color

- Black Satin (ivory satin interior)
- Grey Gloss (grey gloss interior)
- Ivory Satin (ivory satin interior)
- White Satin (white satin interior)

Custom colors available.

Base Color

- Natural Cement
- Darkened Cement

Finish

- Polished Nickel
- Brushed Brass

Custom finishes available.

Lamping

120V: G16.5 globe bulb
candelabra base 60W max
220-240V: E14 base golf ball
60W max
Note: Bulbs not included.
Halogen bulbs not recommended.

Wattage

60 watts max

Weight

20 lbs (9 kg)

Remarks

UL listed.
Dimmer switch located on cord.
Cord color is black;
length approx. 10 feet.
Fixed shade does not swivel.
Indoor use and dry locations only.

Dimensions

13" D x 7.5" W x 70" H
(33 D x 19 W x 178 cm H)
Base: 6" Ø x 9" H
(15 Ø x 23 cm H)
Shade: 7.5" Ø x 6" H
(19 Ø x 15 cm H)

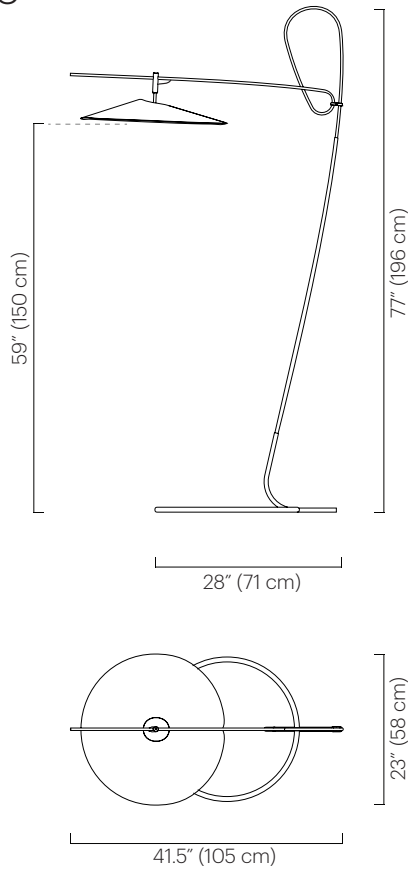


**David
Weeks
Studio**

STOREFRONT
38 Walker Street
New York, NY 10013
212 966 3433

sales@DavidWeeksStudio.com
www.DavidWeeksStudio.com

No. 318



Description

The Treble Standing Lamp features a plated frame and a single Treble shade constructed from a flat cut aluminum pattern held together in tension, illuminated by a dimmable LED with a glass diffuser.

Materials

Shade: Anodized or powder coated aluminum
Frame: Plated steel and brass
Lamp enclosure: Glass, aluminum, steel and plated brass.

Shade Color

Powder coated:

- Black Satin (ivory satin interior)
- Grey Gloss (ivory satin interior)
- Ivory Satin (ivory satin interior)
- White Satin (white satin interior)

Custom colors available.

Anodized:

- Polished Black (matte gold interior)
- Polished Black (red ombre interior)

Finish

- Brushed Brass
- Polished Nickel

Custom finishes available.

Lamping

LED: Warm white 2700K
Lumens: 825 (equivalent to one 60W incandescent bulb)
CRI: 90+
54,000 LED life hours (approx.)

Voltage / Wattage

120V (Direct Voltage) / 10W

Weight

20 lbs (9 kg)

Remarks

Fixture is not UL listed.
Arm length is fixed.
Shade does not rotate.
Hardware finish consistent with frame finish.
Dimmer switch located on cord.
Cord color is black; length approx. 10 feet.
Indoor use and dry locations only.

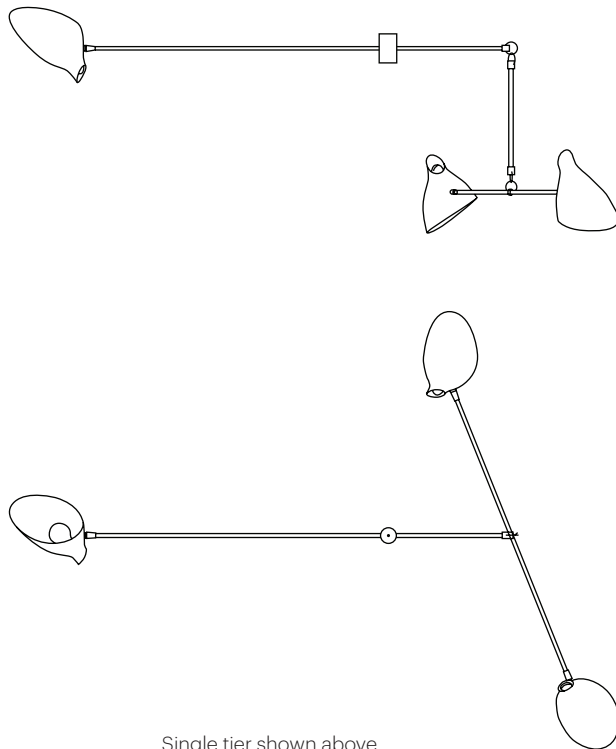
Dimensions

41.5" D x 23" W x 77" H
(105 D x 58 W x 196 cm H)
Shade: 23" Ø x 4" H
(58 Ø x 10 cm H)

Hanging Mobile

TECHNICAL SPECIFICATIONS

No. 405



Single tier shown above



Shown above with three tiers

Description

The Hanging Mobile is a totally customizable fixture. The quantity and size of the tiers can be specified for site conditions. Each tier is comprised of three segments, with three shades that balance on an asymmetrical axis that allows gentle movement. Large bottle shades rotate 320° to cast light directionally.

Materials

Shades: Powder coated aluminum
Ceiling mount: Powder coated steel
Frame: Plated steel
Hub: Plated aluminum (for nickel finish) or brass (for brass finish)
Drop: Stainless steel cable

Shade Color

- Black Satin (ivory satin interior)
- Grey Gloss (ivory satin interior)
- Ivory Satin (ivory satin interior)
- White Satin (white satin interior)

Custom colors available.

Finish

- Polished Nickel
- Brushed Brass

Custom finishes available.

Lamping (Three shades per tier)

120V: (3)A19 or A15
medium base 60W max
220-240V: (3)E27 base 60W max
Note: Bulbs not included.
Halogen bulbs not recommended.

IMPORTANT: Identical bulbs must be used in each socket in order for fixture to properly balance.

Wattage

180 watts max per tier

Weight

Weight varies; depending on number of tiers and dimensions.
Each tier: approx. 8-10 lbs (3.6-4.5 kg)

Remarks

Specify drop length.
Approx. 6" of extra cable and cord included.

Remarks continued

Specify number of tiers.
Two tier minimum (six shades).
Each tier has three shades.
Specify tier diameter.
Ceiling mount consistent with shade color.
White electrical cord is standard.
Additional weight support recommended for junction box installation.
Indoor use and dry locations only.

Dimensions

Fixture custom made based on client specifications.
Minimum diameter: 60" (152 cm)
Maximum diameter: 120" (305 cm)
Ceiling mount diameter: 5" (13 cm)
Minimum overall height:
Two tiers: 28" (71 cm)
Three tiers: 35" (89 cm)
Shade: 13.5" L x 7" W x 9" D (34 L x 18 W x 23 cm D)



**David
Weeks
Studio**

STOREFRONT

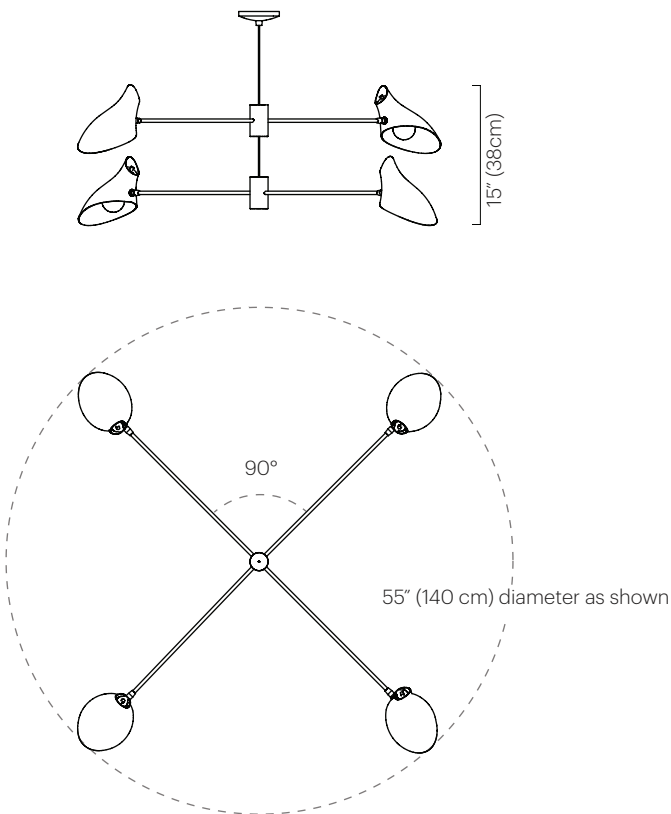
38 Walker Street
New York, NY 10013
212 966 3433

sales@DavidWeeksStudio.com
www.DavidWeeksStudio.com

Cross Cable

TECHNICAL SPECIFICATIONS

No. 407



Shown above with two tiers

Description

The Cross Cable features a plated steel frame and handspun Bottle shades that rotate 320° to cast light directionally. Customizable with longer or shorter tiers. Additional tiers can be added.

Materials

Shades: Powder coated aluminum
Ceiling Mount: Powder coated steel
Frame: Plated steel
Hub: Plated aluminum and brass
Drop: Stainless steel cable

Shade Color

- Black Satin (ivory satin interior)
- Grey Gloss (ivory satin interior)
- Ivory Satin (ivory satin interior)
- White Satin (white satin interior)

Custom colors available.

Finish

- Polished Nickel
- Brushed Brass

Custom finishes available.

Lamping (Two shades per tier)

120V: (2)A19 or A15 medium base 60W max
220-240V: (2)E14 base 60W max
Note: Bulbs not included.
Halogen bulbs not recommended.

IMPORTANT: Identical bulbs must be used in each socket in order for fixture to properly balance.

Wattage

120 watts max per tier

Weight

Weight varies; depending on number of tiers and dimensions.
Two-tier fixture: approx. 9 lbs (4 kg)

Remarks

Specify drop length.
Approx. 6" of extra cable and cord included.
Specify tier length.
Specify number of tiers.

Remarks continued

Two tier minimum (Four shades).
Each tier has two shades.
Ceiling mount consistent with shade color.
White electrical cord is standard.
Additional weight support recommended for junction box installation.
Indoor use and dry locations only.

Dimensions

Standard tier length: 55" x 55" (140 x 140 cm)
Tier length can be customized between 36" - 96" (91 - 244 cm)
Ceiling mount diameter: 5" (13 cm)
Standard distance between tiers: 7" (18 cm)
Minimum overall height: 15" (38 cm)
Shade: 8.5" H x 6" W 8.5" D (22 H x 15 W x 22 cm D)

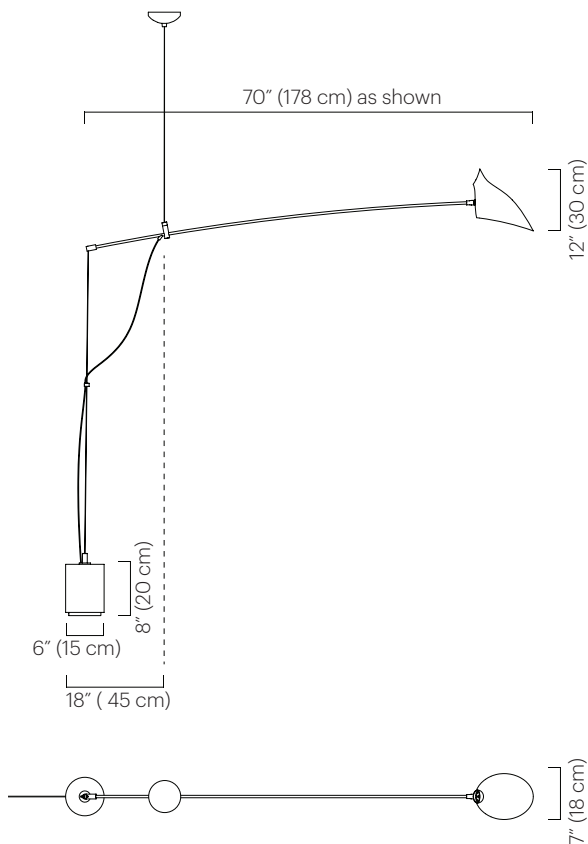


**David
Weeks
Studio**

STOREFRONT
38 Walker Street
New York, NY 10013
212 966 3433

sales@DavidWeeksStudio.com
www.DavidWeeksStudio.com

No. 411



Description

The Luce is a floor to ceiling cable suspended fixture featuring a cantilevered arm anchored by a cast cement base. Angle of arm is adjustable on site. Available with a plug or hardwired. The large bottle shade rotates 320° to cast light directionally.

Materials

Shades: Powder coated aluminum
Frame: Plated brass and steel
Base: Cement, plated brass and steel
Canopy: Powder coated steel

Shade Color

- Black Satin (ivory satin interior)
- Grey Gloss (ivory satin interior)
- Ivory Satin (ivory satin interior)
- White Satin (white satin interior)

Custom colors available.

Base Color

- Natural Cement
- Darkened Cement

Finish

- Polished Nickel
- Brushed Brass

Custom finishes available.

Lamping

120V: A19 or A15
medium base 60W max
220-240V: E27 base 60W max
Note: Bulbs not included.
Halogen bulbs not recommended.

Wattage

60 watts max

Weight

17 lb (7.7 kg)

Remarks

Not UL Listed.
Specify drop length.
Custom Arm Length available: 48"-70" (122-178 cm)
Hardware finish consistent with frame finish.
Ceiling Mount consistent with shade color.
Additional weight support recommended for ceiling mount.
Dimmer switch on cord.
Cord color is black, length approx. 10 feet from base.
Indoor use and dry locations only.

Dimensions

Arm: 70" L x 7" W (178 L x 18 cm W)
Height adjustable on site
Base: 6" Ø x 8" H (15 Ø x 20 cm H)
Shade: 13.5" L x 7" W x 9" D
(34 L x 18 W x 23 cm D)

**David
Weeks
Studio**

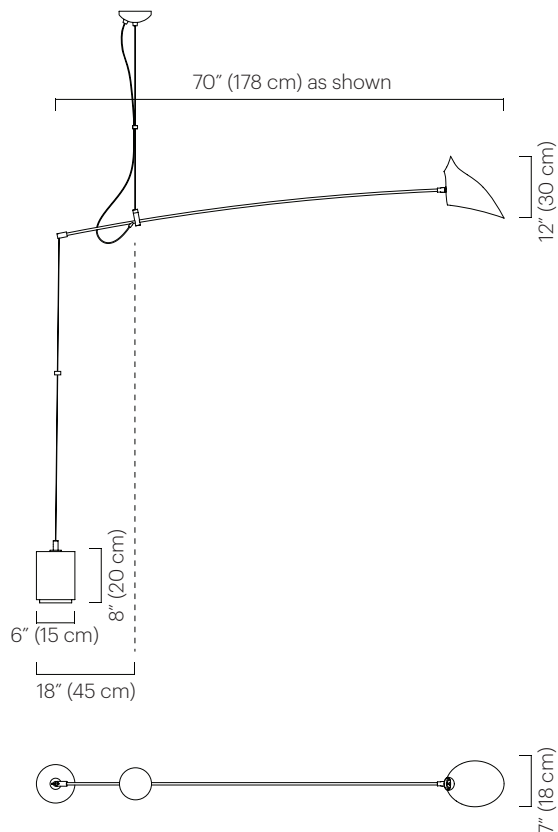


STOREFRONT

38 Walker Street
New York, NY 10013
212 966 3433

sales@DavidWeeksStudio.com
www.DavidWeeksStudio.com

No. 411



Description

The Luce is a floor to ceiling cable suspended fixture featuring a cantilevered arm anchored by a cast cement base. Angle of arm is adjustable on site. Available hardwired or with a plug. The large bottle shade rotates 320° to cast light directionally.

Materials

Shades: Powder coated aluminum
Frame: Plated brass and steel
Base: Cement, plated brass and steel
Canopy: Powder coated steel

Shade Color

- Black Satin (ivory satin interior)
- Grey Gloss (ivory satin interior)
- Ivory Satin (ivory satin interior)
- White Satin (white satin interior)

Custom colors available.

Base Color

- Natural Cement
- Darkened Cement

Finish

- Polished Nickel
- Brushed Brass

Custom finishes available.

Lamping

120V: A19 or A15
medium base 60W max
220-240V: E27 base 60W max
Note: Bulbs not included.
Halogen bulbs not recommended.

Wattage

60 watts max

Weight

17 lb (7.7 kg)

Remarks

Specify drop length.
Custom Arm Length available: 48"-70" (122-178 cm)
Hardware finish consistent with frame finish.
Ceiling Mount consistent with shade color.
Additional weight support recommended for junction box installation.
Indoor use and dry locations only.

Dimensions

Arm: 70" L x 7" W (178 L x 18 cm W)
Height adjustable on site
Base: 6" Ø x 8" H (15 Ø x 20 cm H)
Shade: 13.5" L x 7" W x 9" D
(34 L x 18 W x 23 cm D)

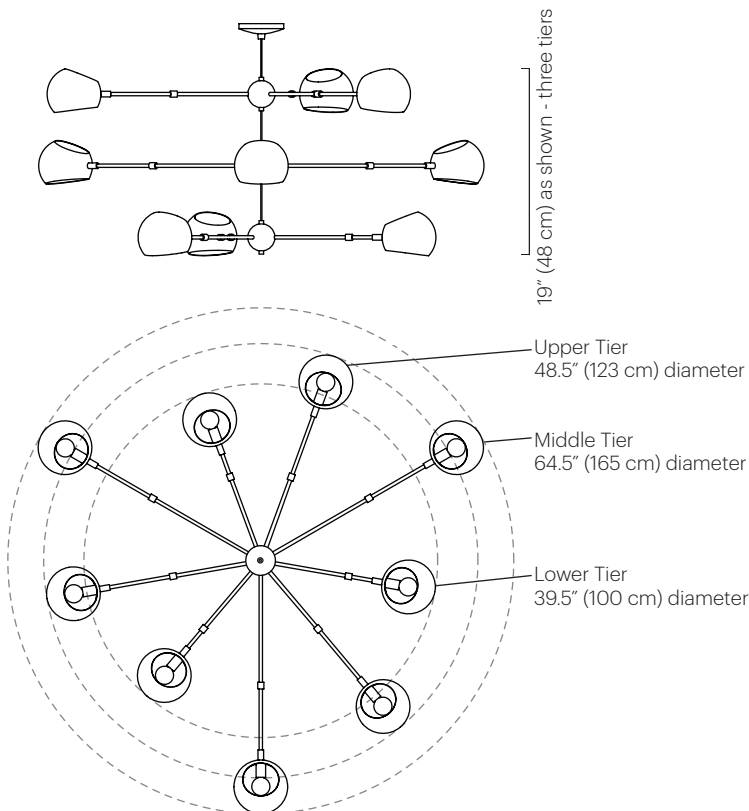


**David
Weeks
Studio**

STOREFRONT
38 Walker Street
New York, NY 10013
212 966 3433

sales@DavidWeeksStudio.com
www.DavidWeeksStudio.com

No. 418



Shown above with three tiers

Description

The Tri Boi is a highly customizable fixture, offering an expanding number of tiers with varying dimensions. Each tier has three arms made of plated steel and rotating Boi shades with openings at the top and bottom. Shades rotate 320° to cast light directionally.

Materials

Shades: Powder coated steel
Ceiling mount: Powder coated steel
Frame: Plated steel
Hubs: Plated brass
Drop: Stainless steel cable

Shade Color

- Black Gloss (black gloss interior)
- Black Satin (ivory satin interior)
- Grey Gloss (grey gloss interior)
- Ivory Satin (ivory satin interior)
- White Gloss (white gloss interior)
- White Satin (white satin interior)

Custom colors available.

Finish

- Polished Nickel
- Brushed Brass

Custom finishes available.

Lamping (Three shades per tier)

120V: (3)G16.5 globe bulb
candelabra base 60W max
220-240V: (3)E14 base golf ball
60W max
Note: Bulbs not included.
Halogen bulbs not recommended.

Wattage

180 watts max per tier

Weight

Weight varies; depending on
number of tiers and dimensions.
3-tier fixture: approx. 15 lbs (7 kg)

Remarks

Specify drop length.
Approx. 6" of extra cable
and cord included.
Specify number of tiers.
Two tier minimum (six shades).
Each tier has three shades.
Tiers may be specified with
different diameters.

Remarks continued

Ceiling mount consistent
with shade color.
White electrical cord is standard.
Additional weight support
recommended for junction
box installation.
Indoor use and dry locations only.

Dimensions

Tiers are available in four
standard diameters:
39.5" / 48.5" / 56.5" / 64.5"
(100 cm / 123 cm / 144 cm / 164 cm)
or specify custom tier diameters.
Min. diameter of tier: 24" (61 cm)
Max. diameter of tier: 72" (183 cm)
Ceiling mount diameter: 5" (13 cm)
Standard distance
between tiers: 7" (18 cm)
Minimum overall height:
Two tiers: 13" (33 cm)
Three tiers: 20" (51 cm)
Shade: 6" Ø x 5.5" H
(15 Ø x 14 cm H)



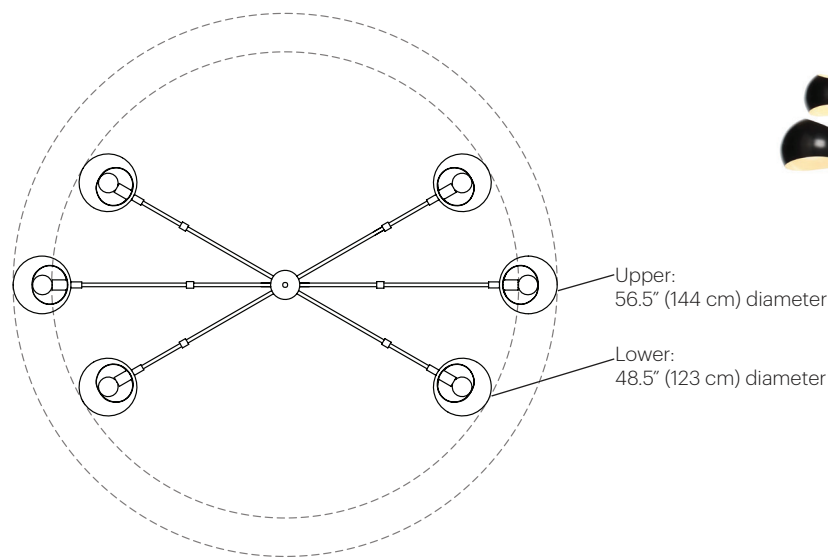
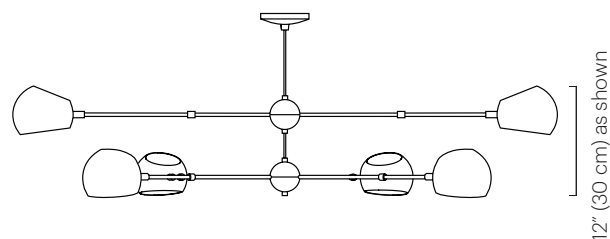
**David
Weeks
Studio**

STOREFRONT

38 Walker Street
New York, NY 10013
212 966 3433

sales@DavidWeeksStudio.com
www.DavidWeeksStudio.com

No. 419

**Description**

The oval boi is a two tier fixture with six shades. The top tier has two shades, and the Bottom tier has four shades creating an oval shape when viewed from below. Shades rotate 320° to cast light directionally. Tiers are available in three diameters; they can also be customized to client specifications.

Materials

Shades: Powder coated steel
Ceiling mount: Powder coated steel
Frame: Plated steel
Hubs: Plated brass
Drop: Stainless steel cable

Shade Color

- Black Gloss (black gloss interior)
- Black Satin (ivory satin interior)
- Grey Gloss (grey gloss interior)
- Ivory Satin (ivory satin interior)
- Orange Gloss (ivory satin interior)
- White Gloss (white gloss interior)
- White Satin (white satin interior)

Custom colors available.

Standard Finish

- Polished Nickel
- Brushed Brass

Custom finishes available.

Lamping

120V: (6)G16.5 globe bulb
candelabra base 60W max
220-240V: (6)E14 base golf ball
60W max
Note: Bulbs not included.
Halogen bulbs not recommended.

Wattage

360 watts max

Weight

Approx. 10 lbs (4.5 kg)

Remarks

Specify drop length.
Approx. 6" of extra cable
and cord included.
Only available in two tiers.
Specify tier diameter.
Ceiling mount color matches
specified shade.
White electrical cord is standard.

Remarks continued

Additional weight support
recommended for junction
box installation.
Indoor use and dry locations only.

Dimensions

Available in standard diameters:
Upper tier: 48.5" / 56.5" / 64.5"
(123 cm / 144 cm / 164 cm)
Lower tier: 39.4" / 48.5" / 56.5" / 64.5"
(100 cm / 123 cm / 144 cm / 164 cm)
or specify custom tier diameters.
Min. diameter of tier: 24" (61 cm)
Max. diameter of tier: 72" (183 cm)
Standard distance
between tiers: 7" (18 cm)
Ceiling mount diameter: 5" (13 cm)
Minimum overall height: 13" (33 cm)
Shade: 6" Ø x 5.5" H
(15 Ø x 14 cm H)



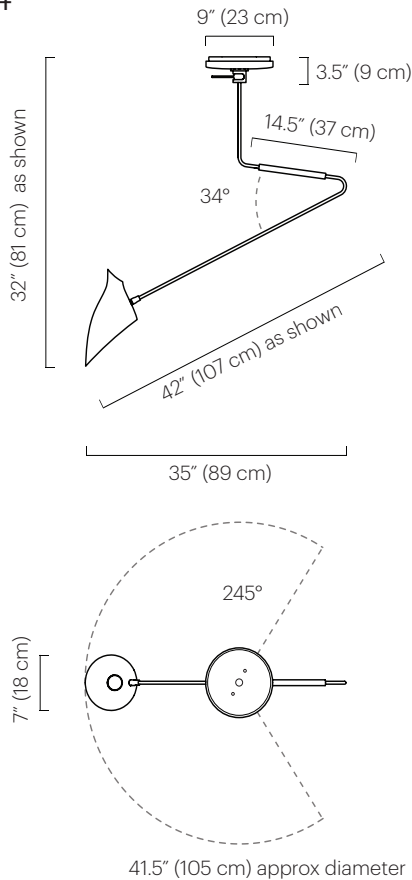
**David
Weeks
Studio**

STOREFRONT

38 Walker Street
New York, NY 10013
212 966 3433

sales@DavidWeeksStudio.com
www.DavidWeeksStudio.com

No. 424

**Description**

The bent frame of the Akimbo is balanced by a single shade and counterweight. The large bottle shade rotates 320° to cast light directionally. The drop also has a 245° range of rotation from the canopy.

Materials

Frame: Plated brass
Shades: Powder coated aluminum
Counterweight: Powder coated steel
Ceiling mount: Powder coated and plated aluminum

Shade Color

- Black Satin (ivory satin interior)
- Grey Gloss (ivory satin interior)
- Ivory Satin (ivory satin interior)
- White Satin (white satin interior)

Custom colors available.

Frame Color

- Brushed Brass
- Polished Nickel

Custom finishes available.

Lamping

120V: A19 medium base
60W max
220-240V: E27 base 60W max
Note: Bulbs not included.
Halogen bulbs not recommended.

Wattage

60 W max

Weight

5 lbs (2.3 kg)

Remarks

Specify drop length.
Fixed drop not adjustable on site.
Ceiling mount consistent with shade color.
Hardware finish consistent with frame finish.
Counterweight is black.
Additional weight support recommended for junction box installation.
Indoor use and dry locations only.

Dimensions:

35" D x 7" W x 26.5" H
(89 D x 18 W x 67 cm H)
Canopy mount: 9" Ø x 3.5" H
(23 Ø x 9 cm H)
Max overall drop: 169"
(429 cm)
Min. overall drop: 32"
(81 cm)
Shade: 13.5" L x 7" W x 9" D
(34 L x 18 W x 23 cm D)



**David
Weeks
Studio**

STOREFRONT

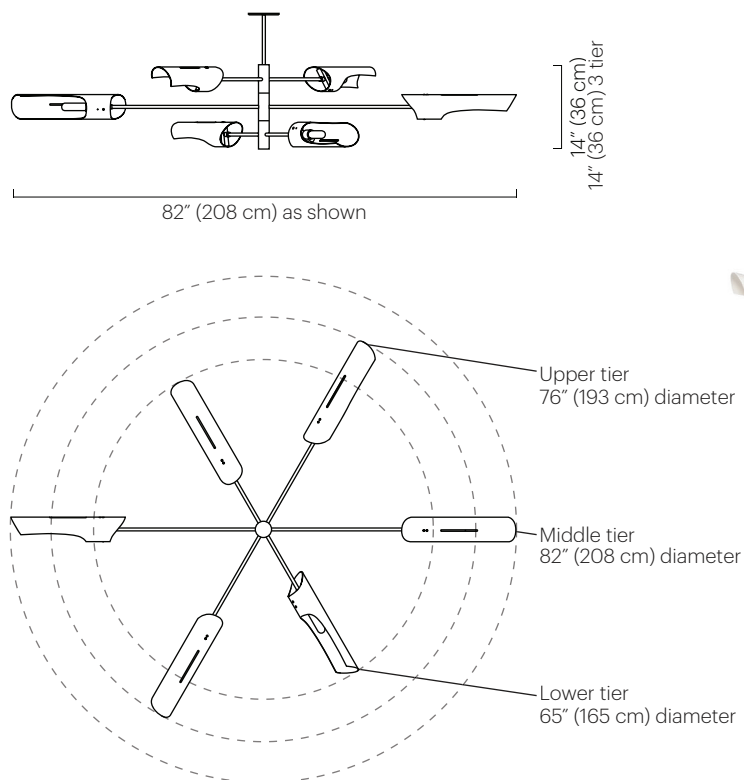
38 Walker Street
New York, NY 10013
212 966 3433

sales@DavidWeeksStudio.com
www.DavidWeeksStudio.com

Torroja Cross

TECHNICAL SPECIFICATIONS

No. 425



Shown above with three tiers

Description

The Torroja Cross features a plated steel frame customizable by the number and length of the tiers. Each tier consists of two shades. Tiers scissor open and are adjustable on site. Shades rotate 320° to cast light directionally.

Materials

Shades: Powder coated aluminum
Frame: Plated steel
Ceiling mount: Powder coated steel
Drop: Plated steel

Shade Color

- Black Satin (ivory satin interior)
- Ivory Satin (ivory satin interior)
- White Satin (white satin interior)

Custom colors available.

Finish

- Polished Nickel
- Brushed Brass

Custom finishes available.

Lamping (Two shades per tier)

120V: (2)T10 tubular incandescent medium base 60W max
220-240V: (2)E27 base (tubular 32mm suggested) 60W max
Note: Bulbs not included.
Halogen bulbs not recommended.

Wattage

120 watts max per tier

Weight

Weight varies; depending on number of tiers and dimensions.
3-tier fixture: approx. 18 lbs (8 kg)

Remarks

Specify drop length.
Fixed drop not adjustable on site.
Specify number of tiers.
Two tier minimum (four shades).
Each tier has two shades.
Specify tier lengths.
Ceiling mount consistent with shade color.

Remarks continued

Additional weight support recommended for junction box installation.
Indoor use and dry locations only.

Dimensions

Standard tier diameters:
52" / 65" / 76" / 82"
(132 cm / 165 cm / 193 cm / 208 cm)
or specify custom tier diameters.
Min. length of tier: 48" (122 cm)
Max. length of tier: 120" (305 cm)
Shade: 4" Ø x 18.5" L
(10 Ø x 47 cm L)
Ceiling mount diameter: 5" (13 cm)
Minimum overall height:
Two tiers: 11" (28 cm)
Three tiers: 15.5" (39 cm)



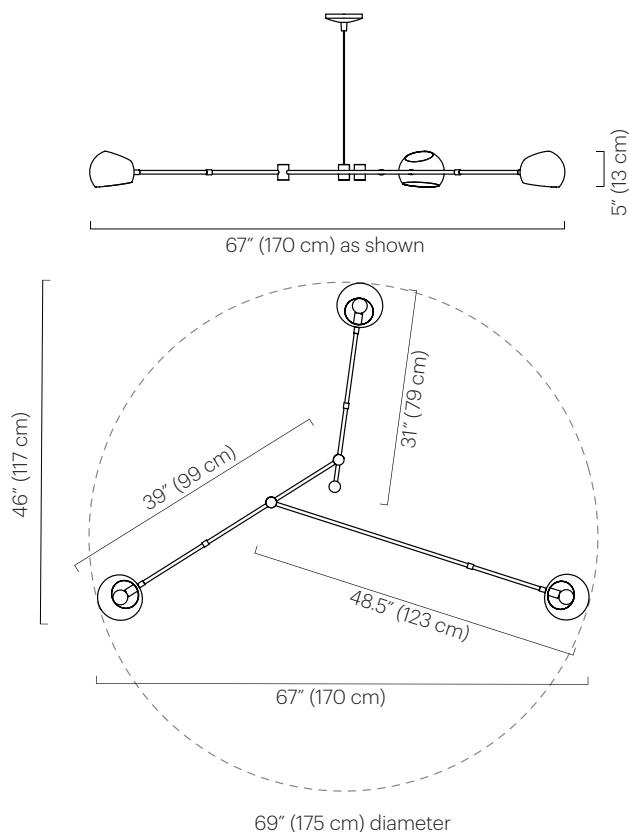
**David
Weeks
Studio**

STOREFRONT
38 Walker Street
New York, NY 10013
212 966 3433

sales@DavidWeeksStudio.com
www.DavidWeeksStudio.com

February 2019

No. 427

**Description**

The Oseo is an asymmetrical, balanced fixture with a Boi shade extending from each of its three arms. Shades rotate 320° to cast light directionally.

Materials

Shades: Powder coated steel
 Frame: Powder coated steel
 Ceiling mount: Powder coated steel
 Drop: Stainless steel cable
 Hardware: Plated steel and brass

Mount, Frame & Shade Color

- Black Satin (ivory satin interior)
- Grey Gloss (grey gloss interior)
- Ivory Satin (ivory satin interior)
- White Satin (white satin interior)

Custom colors available.

Hardware

- Polished Nickel
- Brushed Brass

Custom finishes available.

Lamping

120V: (3)G16.5 globe bulb
 220-240V: (3)E14 base golf ball
 60W max
 Note: Bulbs not included.
 Halogen bulbs not recommended.

Wattage

180 watts max

Weight

10 lbs (4.5 kg)

Remarks

Specify drop length.
 Approx. 6" of extra cable and cord included.
 Fixture size cannot be customized.
 Arm positions are fixed.
 Ceiling mount consistent with shade color.

Remarks continued

White electrical cord is standard.
 Hardware includes counterweights, swivels, and caps of hubs.
 Additional weight support recommended for junction box installation.
 Indoor use and dry locations only.

Dimensions

Fixture diameter: 69" (175 cm)
 Fixture height: 5" (13 cm)
 Ceiling mount diameter: 5" (13 cm)
 Arm lengths: 48.5" / 39" / 31"
 (123 cm / 99 cm / 79 cm)
 Minimum overall height: 7" (18 cm)
 Shade: 6" Ø x 5.5" H
 (15 Ø x 14 cm H)



**David
 Weeks
 Studio**

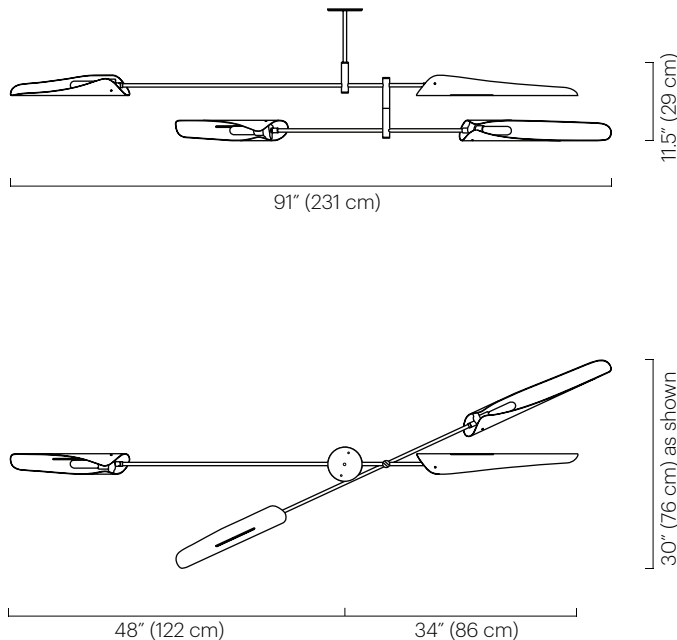
STOREFRONT
 38 Walker Street
 New York, NY 10013
 212 966 3433

sales@DavidWeeksStudio.com
 www.DavidWeeksStudio.com

Sarus Mobile, 2 Tier

TECHNICAL SPECIFICATIONS

No. 428



Description

The Sarus Mobile is a carefully balanced fixture, featuring two tiers of differing lengths. Each tier has one large and one small Sarus shade. Tiers scissor open when installed; arrangement is adjustable on site. Shades swivel 320° to cast light directionally.

Materials

Shades: Powder coated aluminum
Frame: Plated steel
Ceiling mount: Powder coated steel
Drop: Plated steel

Shade Color

- Black Satin (ivory satin interior)
- Grey Gloss (ivory satin interior)
- Ivory Satin (ivory satin interior)
- White Satin (white satin interior)

Custom colors available.

Finish

- Polished Nickel
- Brushed Brass

Custom finishes available.

Lamping

120V: (4)T10 tubular incandescent medium base 60W max
220-240V: (4)E27 base (tubular 32mm suggested) 60W max
Note: Bulbs not included.
Halogen bulbs not recommended.

Wattage

240 watts max

Weight

15 lbs (6.8 kg)

Remarks

Specify drop length.
Fixed drop not adjustable on site.
Tier lengths cannot be customized.
Each tier has two shades.
Ceiling mount consistent with shade color.
Additional weight support recommended for junction box installation.
Indoor use and dry locations only.

Dimensions

Tier 1: 82" (208 cm)
Tier 2: 69" (175 cm)
Ceiling mount diameter: 5" (13 cm)
Minimum overall height: 12.5" (32 cm)
Large Shade: 23" L x 3" Ø (58 L x 8 Ø cm)
Small Shade: 18" L x 3" Ø (46 L x 8 Ø cm)




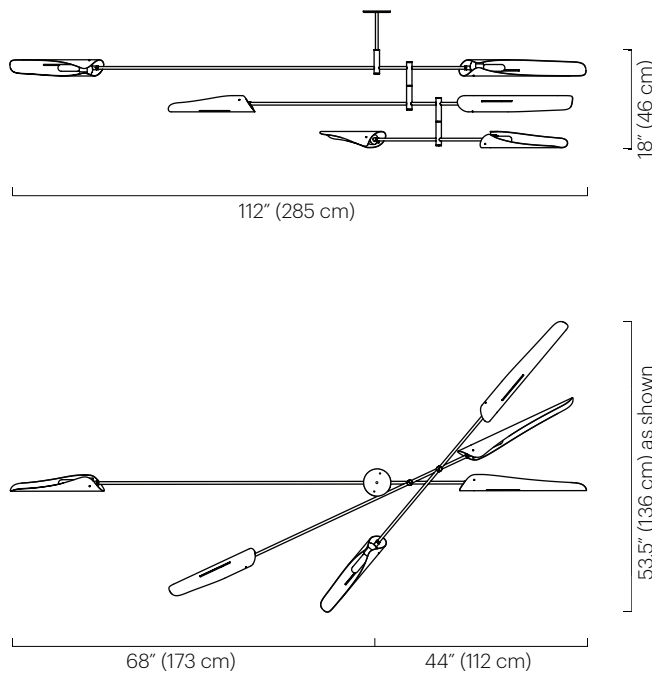
**David
Weeks
Studio**

STOREFRONT

38 Walker Street
New York, NY 10013
212 966 3433

sales@DavidWeeksStudio.com
www.DavidWeeksStudio.com

No. 428



Description

The Sarus Mobile is a carefully balanced fixture, featuring three tiers of differing lengths. Each tier has one large and one small Sarus shade. Tiers scissor open when installed; arrangement is adjustable on site. Shades swivel 320° to cast light directionally.

Materials

Shades: Powder coated aluminum
Frame: Plated steel
Ceiling mount: Powder coated steel
Drop: Plated steel

Shade Color

- Black Satin (ivory satin interior)
- Grey Gloss (ivory satin interior)
- Ivory Satin (ivory satin interior)
- White Satin (white satin interior)

Custom colors available.

Finish

- Polished Nickel
- Brushed Brass

Custom finishes available.

Lamping

120V: (6) T10 tubular incandescent medium base 60W max
220-240-V: (6) E27 base (tubular 32mm suggested) 60W max
Note: Bulbs not included. Halogen bulbs not recommended.

Wattage

360 watts max

Weight

25 lbs (11.3 kg)

Remarks

Specify drop length.
Fixed drop not adjustable on site.
Tier lengths cannot be customized.
Due to the length of tiers, a natural arc occurs on the longest tier.

Remarks continued

Each tier has two shades.
Ceiling mount consistent with shade color.
Additional weight support recommended for junction box installation.
Indoor use and dry locations only.

Dimensions

Tier 1: 112" (285 cm)
Tier 2: 82" (208 cm)
Tier 3: 69" (175 cm)
Ceiling mount diameter: 5" (13 cm)
Minimum overall height: 19" (48 cm)
Large Shade: 23" L x 3" Ø (58 L x 8 Ø cm)
Small Shade: 18" L x 3" Ø (46 L x 8 Ø cm)



**David
Weeks
Studio**

STOREFRONT


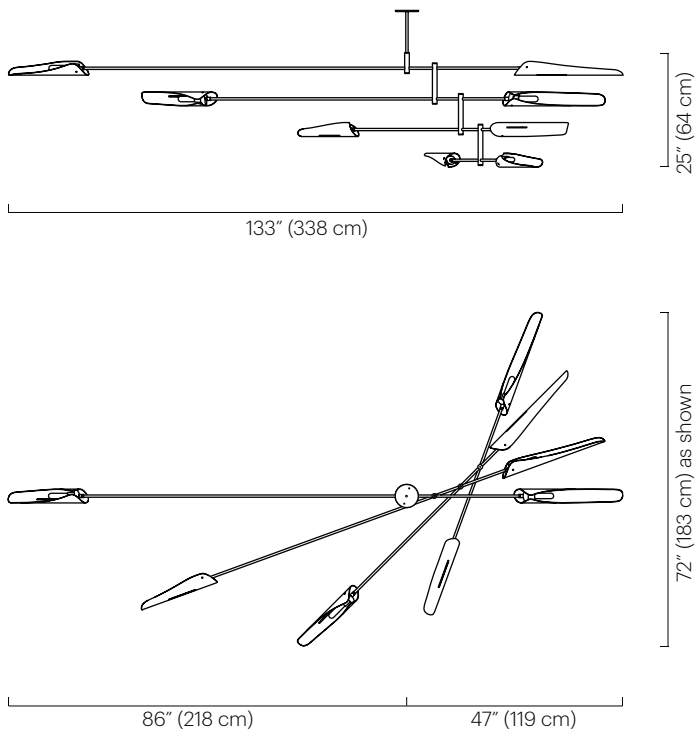
38 Walker Street
New York, NY 10013
212 966 3433

sales@DavidWeeksStudio.com
www.DavidWeeksStudio.com

Sarus Mobile, 4 Tier

TECHNICAL SPECIFICATIONS

No. 428



Description

The Sarus Mobile is a carefully balanced fixture, featuring four tiers of differing lengths. Each tier has one large and one small Sarus shade. Tiers scissor open when installed; arrangement is adjustable on site. Shades swivel 320° to cast light directionally.

Materials

Shades: Powder coated aluminum
Frame: Plated steel
Ceiling mount: Powder coated steel
Drop: Plated steel

Mount & Shade Color

- Black Satin (ivory satin interior)
- Grey Gloss (ivory satin interior)
- Ivory Satin (ivory satin interior)
- White Satin (white satin interior)

Custom colors available.

Finish

- Polished Nickel
- Brushed Brass

Custom finishes available.

Lamping

120V: (8)T10 tubular incandescent medium base 60W max
220-240V: (8)E27 base (tubular 32mm suggested) 60W max
Note: Bulbs not included. Halogen bulbs not recommended.

Wattage

480 watts max

Weight

35 lbs (15.8 kg)

Remarks

Specify drop length.
Fixed drop not adjustable on site.
Tier lengths cannot be customized.
Due to the length of tiers, a natural arc occurs on the two longest tiers.

Remarks continued

Each tier has two shades. Ceiling mount consistent with shade color. Additional weight support recommended for junction box installation. Indoor use and dry locations only.

Dimensions

Tier 1: 133" (338 cm)
Tier 2: 112" (285 cm)
Tier 3: 82" (208 cm)
Tier 4: 69" (175 cm)
Ceiling mount diameter: 5" (13 cm)
Minimum overall height: 26" (66 cm)
Large Shade: 23" L x 3" Ø (58 L x 8 Ø cm)
Small Shade: 18" L x 3" Ø (46 L x 8 Ø cm)

**David
Weeks
Studio**



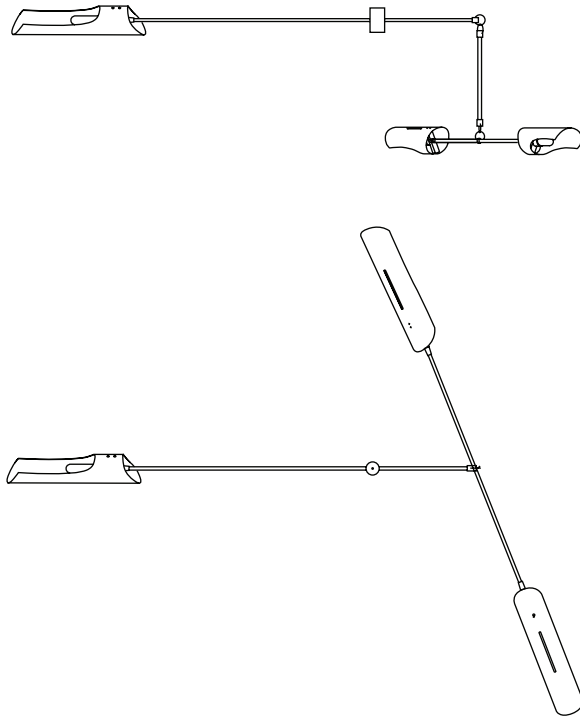
STOREFRONT

38 Walker Street
New York, NY 10013
212 966 3433

sales@DavidWeeksStudio.com
www.DavidWeeksStudio.com

August 2019

No. 429



Single tier shown above



Shown above with three tiers

Description

The Torroja Mobile is a totally customizable fixture. The quantity and size of the tiers can be specified for site conditions. Each tier is comprised of three segments, with three shades that balance on an asymmetrical axis that allows gentle movement. Torroja shades rotate 320° to cast light directionally.

Materials

Shades: Powder coated aluminum
Ceiling mount: Powder coated steel
Frame: Plated steel
Hub: Plated aluminum (for nickel finish) or brass (for brass finish)
Drop: Stainless steel cable

Shade Color

- Black Satin (ivory satin interior)
- Ivory Satin (ivory satin interior)
- White Satin (white satin interior)

Custom colors available.

Finish

- Polished Nickel
- Brushed Brass

Custom finishes available.

Lamping (Three shades per tier)

120V: (3) T10 tubular incandescent medium base 60W max
220-240V: (3) E27 base (tubular 32mm suggested) 60W max
Note: Bulbs not included.
Halogen bulbs not recommended.

IMPORTANT: Identical bulbs must be used in each socket in order for fixture to properly balance.

Wattage

180 watts max per tier

Weight

Weight varies; depending on number of tiers and dimensions.
Each tier: approx. 8-10 lbs (3.6-4.5 kg)

Remarks

Specify drop length.
Approx. 6" of extra cable and cord included.
Specify number of tiers.
Two tier minimum (six shades).
Each tier has three shades.
Specify tier diameter.
Ceiling mount consistent with shade color.
White electrical cord is standard.
Additional weight support recommended for junction box installation.
Indoor use and dry locations only.

Dimensions

Fixture custom made based on client specifications.
Minimum diameter: 60" (152 cm)
Maximum diameter: 120" (305 cm)
Ceiling mount diameter: 5" (13 cm)
Minimum overall height:
Two tiers: 24" (61 cm)
Three tiers: 31" (79 cm)
Shade: 4" Ø x 18.5" L
(10 Ø x 47 cm L)




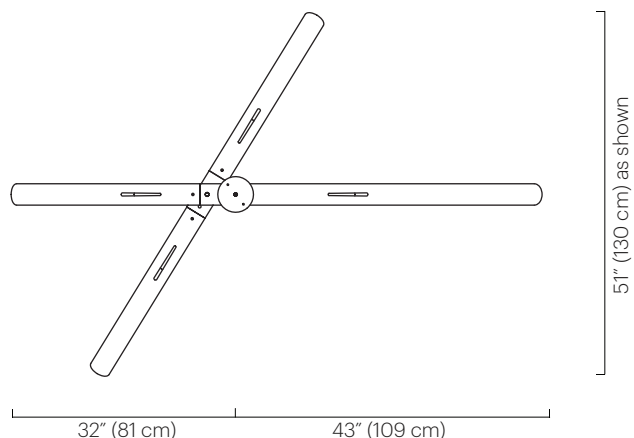
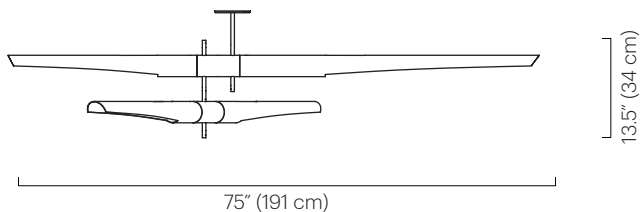
**David
Weeks
Studio**

STOREFRONT

38 Walker Street
New York, NY 10013
212 966 3433

sales@DavidWeeksStudio.com
www.DavidWeeksStudio.com

No. 430



Description

The Hennen Mobile is a balanced fixture comprised of two offset tiers with a total of three short and one long shade that can be set to cast light up or down. Tiers scissor open when installed and arrangement is adjustable on site.

Materials

Shades: Powder coated aluminum
Frame: Plated steel & aluminum
Ceiling mount: Powder coated steel
Drop: Plated steel

Shade Color

- White Gloss (white gloss interior)
- Black Gloss (black gloss interior)
- Grey Gloss (grey gloss interior)

Custom colors available.

Finish

- Polished Nickel

Lamping

120V: (4)T10 incandescent tubular medium base 60W max
220-240V: (4)E27 base (tubular 32mm suggested) 60W max
Note: Bulbs not included.
Halogen bulbs not recommended.

Wattage

240 watts max

Weight

15 lbs (6.8 kg)

Remarks

Specify drop length.
Fixed drop not adjustable on site.
Tier lengths cannot be customized.
Ceiling mount consistent with shade color.
Additional weight support recommended for junction box installation.
Indoor use and dry locations only.

Dimensions

Upper tier: 75" (191 cm)
Lower tier: 59" (150 cm)
Ceiling mount diameter: 5" (13 cm)
Minimum overall height: 14.5" (37 cm)
Long shade: 3" Ø x 42" L (8 Ø x 107 cm L)
Short shade: 3" Ø x 26.5" L (8 Ø x 67 cm L)

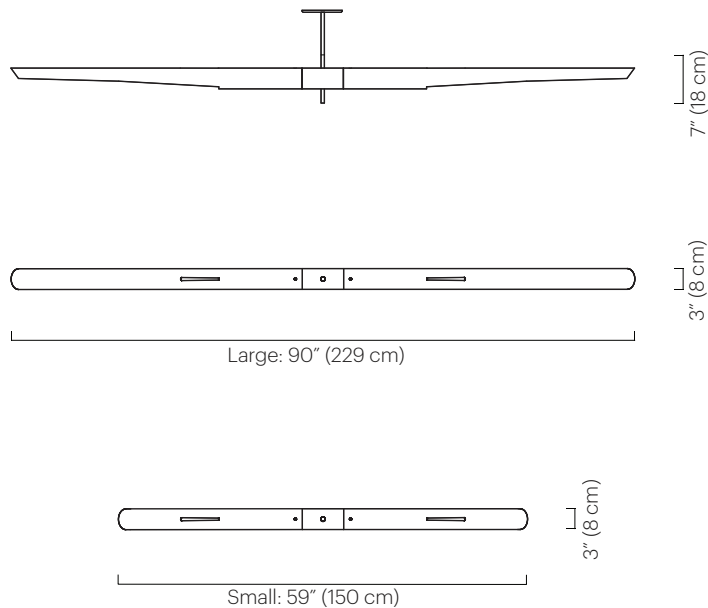


**David
Weeks
Studio**

STOREFRONT
38 Walker Street
New York, NY 10013
212 966 3433

sales@DavidWeeksStudio.com
www.DavidWeeksStudio.com

No. 431



Description

The Hennen Solo is comprised of two shades suspended from a central drop. The Solo is offered in two sizes, each shade can be set to cast light up or down. This fixture also works well when installed in multiples.

Materials

Shades: Powder coated aluminum
Frame: Plated steel & aluminum
Ceiling mount: Powder coated steel
Drop: Plated steel

Shade Color

- White Gloss (white gloss interior)
- Black Gloss (black gloss interior)
- Grey Gloss (grey gloss interior)

Custom colors available.

Finish

- Polished Nickel

Lamping

120V: (2)T10 incandescent tubular medium base 60W max
220-240V: (2)E27 base (tubular 32mm suggested) 60W max
Note: Bulbs not included. Halogen bulbs not recommended.

Wattage

120 watts max

Weight

10 lbs (4.5 kg)

Remarks

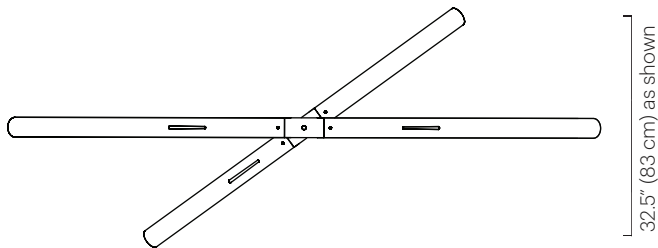
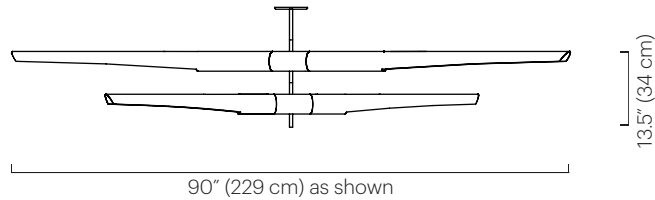
Specify drop length.
Fixed drop not adjustable on site.
Specify fixture length.
Ceiling mount consistent with shade color.
Additional weight support recommended for junction box installation.
Indoor use and dry locations only.

Dimensions

Fixture length options:
Large: 90" (229 cm)
Small: 59" (150 cm)
Ceiling mount diameter: 5" (13 cm)
Minimum overall height: 8" (20 cm)
Long shade: 3" Ø x 42" L
(8 Ø x 107 cm L)
Short shade: 3" Ø x 26.5" L
(8 Ø x 67 cm L)



No. 432



Shown above with 2 tiers

Description

The Hennen Cross is a fixture comprised of two or more tiers on a central axis. Tiers are configured with large or small shades that can be set to cast light up or down. Tiers scissor open and are adjustable on site

Materials

Shades: Powder coated aluminum
Frame: Plated steel & aluminum
Ceiling mount: Powder coated steel
Drop: Plated steel

Shade Color

- White Gloss (white gloss interior)
- Black Gloss (black gloss interior)
- Grey Gloss (grey gloss interior)

Custom colors available.

Finish

- Polished Nickel

Lamping (Two shades per tier)

120V: (2)T10 tubular incandescent medium base 60W max
220-240V: (2)E27 base (tubular 32mm suggested) 60W max
Note: Bulbs not included.
Halogen bulbs not recommended.

Wattage

120 watts max per tier

Weight

Weight varies; depending on number of tiers and dimensions.
2-tier fixture: approx 15 lbs (7 kg)

Remarks

Specify drop length.
Fixed drop not adjustable on site.
Specify number of tiers.

Remarks continued

Two tier minimum (four shades).
Each tier has two shades.
Specify tier lengths.
Ceiling mount consistent with shade color.
Additional weight support recommended for junction box installation.
Indoor use and dry locations only.

Dimensions

Tier length options:
Large tier: 90" (229 cm)
Small tier: 59" (150 cm)
Ceiling mount diameter: 5" (13 cm)
Minimum overall height:
Two tier: 14.5" (37 cm)
Three tier: 21.25" (54 cm)
Long shade: 3" Ø x 42" L
(8 Ø x 107 cm L)
Short shade: 3" Ø x 26.5" L
(8 Ø x 67 cm L)



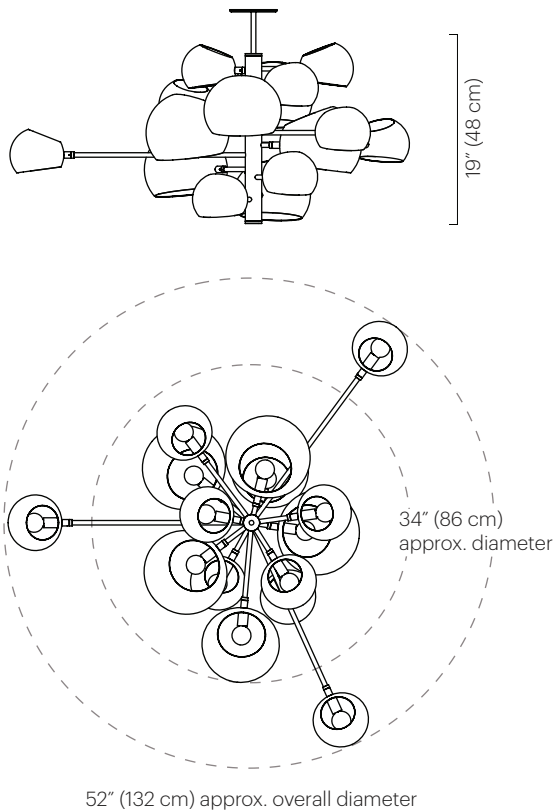
**David
Weeks
Studio**

STOREFRONT

38 Walker Street
New York, NY 10013
212 966 3433

sales@DavidWeeksStudio.com
www.DavidWeeksStudio.com

No. 433



Description

The Kopra Burst is a balanced fixture comprised of fifteen Boi shades of various sizes. The fixture is available fully powder coated or with a plated frame and powder coated shades. Each shade rotates 320° to cast light directionally.

Materials

Shades: Powder coated steel
Frame: Powder coated or plated steel
Ceiling mount: Powder coated steel
Drop: Powder coated or plated steel

Mount & Shade Color

- Black Gloss (black gloss interior)
- Grey Gloss (grey gloss interior)
- White Gloss (white gloss interior)

Frame

- Brushed Brass
- Polished Nickel
- Black Gloss
- Grey Gloss
- White Gloss

Custom colors and finishes available.

Lamping

120V: (15)G16.5 globe bulb
candelabra base
40W max, 20W recommended
220-240V: (15)E14 base golf ball
40W max
Note: Bulbs not included.
Halogen bulbs not recommended.

Wattage

600 watts max

Weight

25 lbs (11.3 kg)

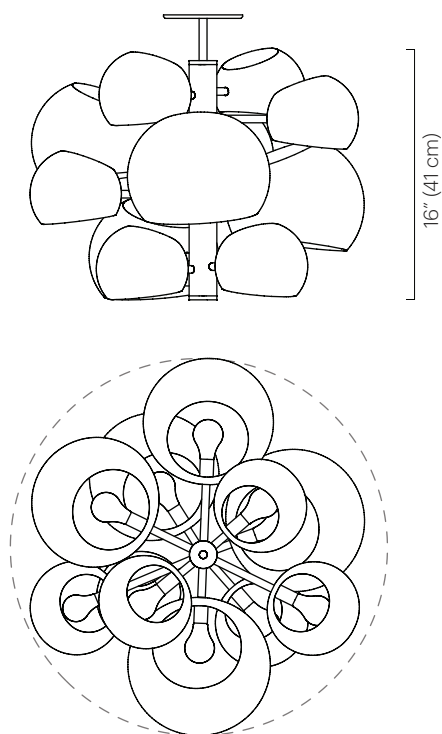
Remarks

Specify drop length.
Fixed drop not adjustable on site.
Arm lengths are fixed.
Additional weight support recommended for junction box installation.
Indoor use and dry locations only.

Dimensions

Approx diameter: 52" (132 cm)
Ceiling mount diameter: 5" (13 cm)
Minimum overall height: 22" (56 cm)

No. 434



21.5" (55 cm) approx. diameter



Description

The Kopra Cluster is a balanced fixture comprised of eleven Boi shades of various sizes. The fixture is available fully powder coated or with a plated frame and powder coated shades. Each shade rotates 320° to cast light directionally.

Materials

Shades: Powder coated steel
Frame: Powder coated or plated steel
Ceiling mount: Powder coated steel
Drop: Powder coated or plated steel

Mount & Shade Color

- Black Gloss (black gloss interior)
- Grey Gloss (grey gloss interior)
- White Gloss (white gloss interior)

Frame

- Brushed Brass
- Polished Nickel
- Black Gloss
- Grey Gloss
- White Gloss

Custom colors and finishes available.

Lamping

120V: (11)G16.5 globe bulb
candelabra base
40W max, 20W recommended
220-240V: (11)E14 base golf ball
40W max
Note: Bulbs not included. Halogen bulbs not recommended.

Wattage

440 watts max

Weight

20 lbs (9 kg)

Remarks

Specify drop length.
Fixed drop not adjustable on site.
Arm lengths are fixed.
Additional weight support recommended for junction box installation.
Indoor use and dry locations only.

Dimensions

Approx diameter: 24" (61 cm)
Ceiling mount diameter: 5" (13 cm)
Minimum overall height: 19" (48 cm)

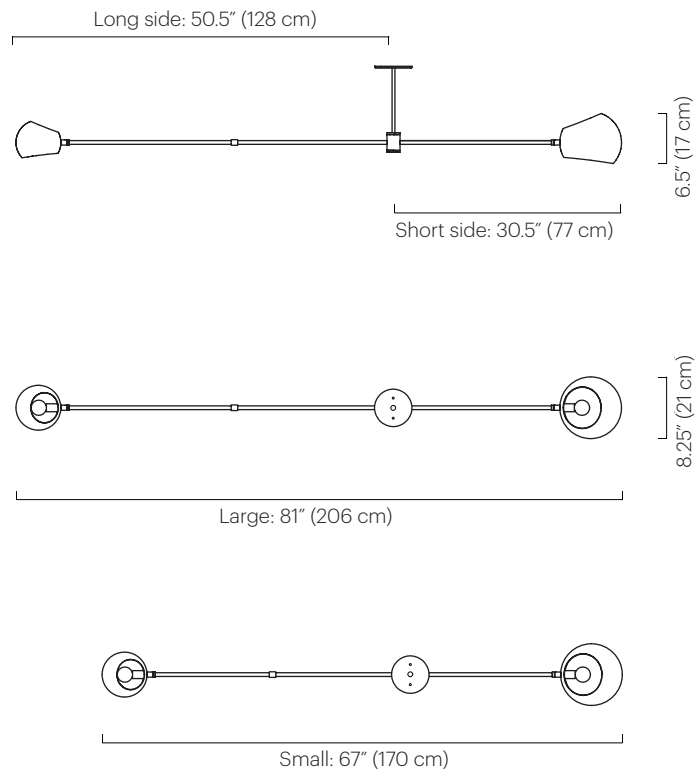


**David
Weeks
Studio**

STOREFRONT
38 Walker Street
New York, NY 10013
212 966 3433

sales@DavidWeeksStudio.com
www.DavidWeeksStudio.com

No. 435



Description

The Acaba is an asymmetrical fixture comprised of one large and one small Boi shade. Shades rotate 320° to cast light directionally. The Acaba is offered in two sizes and also works well when installed in multiples.

Materials

Shades: Powder coated steel
Frame: Powder coated steel
Ceiling mount: Powder coated steel
Drop: Powder coated steel

Mount, Frame & Shade Color

- Black Gloss (black gloss interior)
- Grey Gloss (grey gloss interior)
- White Gloss (white gloss interior)

Custom colors available.

Lamping

120V: (1)A19 or A15 medium base bulb and (1)G16.5 globe candelabra base bulb 60W max
220-240V: (1)E27 base 60W max and (1)E14 base golf ball 60W max
Note: Bulbs not included.
Halogen bulbs not recommended.

Wattage

120 watts max

Weight

10 lbs (4.5 kg)

Remarks


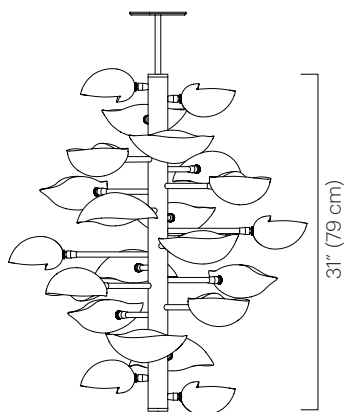
Specify drop length.
Fixed drop not adjustable on site.
Specify fixture length.
Additional weight support recommended for junction box installation.
Indoor use and dry locations only.

Dimensions

Fixture length options:
Large: 81" (206 cm)
Small: 67" (170 cm)
Arm lengths from balance point:
Large: long side: 50.5" (128 cm) / short side: 30.5" (77 cm)
Small: long side: 43" (109 cm) / short side: 24" (61 cm)
Ceiling mount diameter: 5" (13 cm)
Minimum overall height: 6" (15 cm)
Small shade: 6" Ø x 5.5" H (15 Ø x 14 cm H)
Large Shade: 8.25" Ø x 6.5" H (21 Ø x 17 cm H)



No. 436



26.5" (67 cm) approx. diameter

**Description**

The Lapa is a balanced fixture comprised of 22 shell shades. Each shade is hand-formed in our Brooklyn studio, and can rotate 320° to cast light directionally.

Materials

Frame: Plated steel
Shades: Powder coated aluminum
Drop: Plated steel

Shade Color

- Grey Gloss (grey gloss interior)
- Ivory Satin (ivory satin interior)
- Black Satin (ivory satin interior)
- White Satin (white satin interior)

Custom colors available.

Frame Color

- Brushed Brass
- Polished Nickel

Custom finishes available.

Lamping

120V: (22)G16.5 globe bulb
candelabra base 15W max
220-240V: (22)E14 base golf ball
15W max
Note: Bulbs not included.
Halogen bulbs not recommended.

Wattage

330W max

Weight

25 lbs (11.5 kg)

Remarks

Specify drop length.
Fixed drop not adjustable on site.
Ceiling mount consistent with shade color.
Arm lengths not adjustable.
Additional weight support recommended for junction box installation.
Indoor use and dry locations only.

Dimensions

26.5" Dia x 31" H
(67 Dia x 79 cm H)
Minimum overall height: 34"
(86cm)
Shell Shade (approx.):
3.5" H x 9" W x 6" D
(9 H x 23 W x 15 cm D)



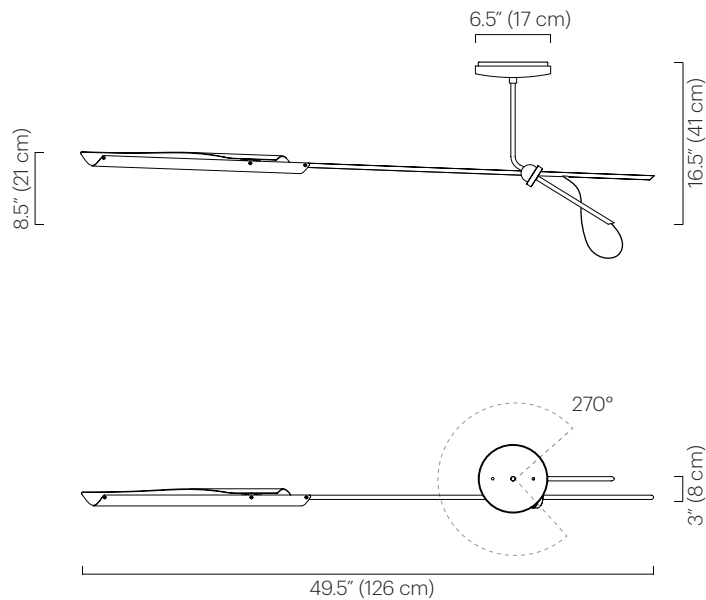
**David
Weeks
Studio**

STOREFRONT

38 Walker Street
New York, NY 10013
212 966 3433

sales@DavidWeeksStudio.com
www.DavidWeeksStudio.com

No. 443



Description

The OTTO One Arm S is a lower profile version of our OTTO One Arm fixture featuring a single cantilevered arm. The OTTO shade contains a dimmable LED source and rotates 300° to cast light directionally. The fixture can rotate 270° from the canopy.

Materials

Shade: Powder coated aluminum
Ceiling mount: Powder coated aluminum and steel.
Frame: Plated brass
Drop: Plated brass
Hardware: Plated and polished brass

Shade Color

- Black Satin (ivory satin interior)
- Grey Gloss (ivory satin interior)
- Ivory Satin (ivory satin interior)
- White Satin (white satin interior)

Custom colors available.

Finish

- Brushed Brass
- Polished Nickel

Custom finishes available.

Lamping

LED: Warm white 2700K
Lumens: 840 (equivalent to one 60W incandescent bulb)
CRI: 80+
50,000 LED life hours (approx.)

Power Supply

60W 24V
For 120V areas: dimmable Class 2 included in canopy.
For 220-240V areas: remote power supply only. Not included.

Dimmer Compatibility

ELV Dimmer compatible

Voltage / Wattage

24V /12W

Weight

5 lbs (2.3 kg)

Remarks

Fixed drop not adjustable on site.
Arm length is fixed.
Not for use on sloped ceilings.
Black exterior electrical cord is standard.
Hardware finish consistent with frame finish.
Ceiling mount consistent with shade color.
Additional weight support recommended for junction box installation.
Indoor use and dry locations only.

Dimensions

49.5" L x 16.5" H x 3" W
(126 L x 41 H x 8 cm W)
Canopy mount: 6.5" Ø x 1.25" H
(17 Ø x 3 cm H)
Shade: 1.5" Ø x 20" L
(4 Ø x 51 cm L)




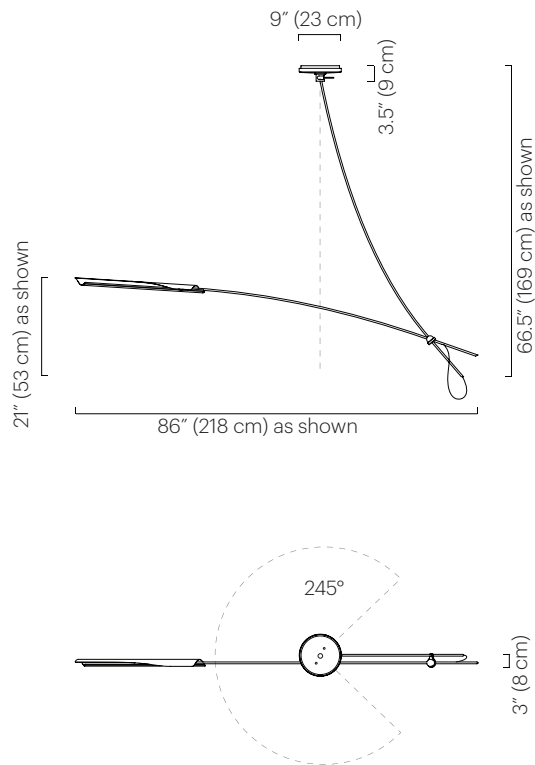
**David
Weeks
Studio**

STOREFRONT

38 Walker Street
New York, NY 10013
212 966 3433

sales@DavidWeeksStudio.com
www.DavidWeeksStudio.com

No. 443



Description

The OTTO One Arm features a single cantilevered arm extending from a drop. The naturally occurring arcs of the fixture will vary depending on the length of the drop. The OTTO shade contains a dimmable LED source and rotates 300° to cast light directionally. The fixture can rotate 245° from the canopy.

Materials

Shade: Powder coated aluminum
Ceiling mount: Powder coated and plated aluminum
Frame: Plated brass
Drop: Plated brass
Hardware: Plated and polished brass

Shade Color

- Black Satin (ivory satin interior)
- Grey Gloss (ivory satin interior)
- Ivory Satin (ivory satin interior)
- White Satin (white satin interior)

Custom colors available.

Finish

- Brushed Brass
- Polished Nickel

Custom finishes available.

Lamping

LED: Warm white 2700K
Lumens: 840 (equivalent to one 60W incandescent bulb)
CRI: 80+
50,000 LED life hours (approx.)

Power Supply

60W 24V
For 120V areas: dimmable Class 2 included in canopy.
For 220-240V areas: remote power supply only. Not included.

Dimmer Compatibility

Dimmable with MLV/TRIAC (leading edge) switch

Voltage / Wattage

24V / 11 watts

Weight

5 lbs (2.3 kg)

Remarks

Specify drop length.
Fixed drop not adjustable on site.
Arm length is fixed.
Not for use on sloped ceilings.
Black exterior electrical cord is standard.

Remarks continued

Hardware finish consistent with frame finish.
Ceiling mount consistent with shade color.
Additional weight support recommended for junction box installation.
Indoor use and dry locations only.

Dimensions

3" D x 86" W x 21" H
(8 D x 218 W x 53 cm H)
Canopy mount: 9" Ø x 3.5" H
(23 Ø x 9 cm H)
Shade: 1.5" Ø x 28" L
(4 Ø x 71 cm L)
Min overall height: 27.5" (70 cm)
Max overall height: 135.5" (344 cm)



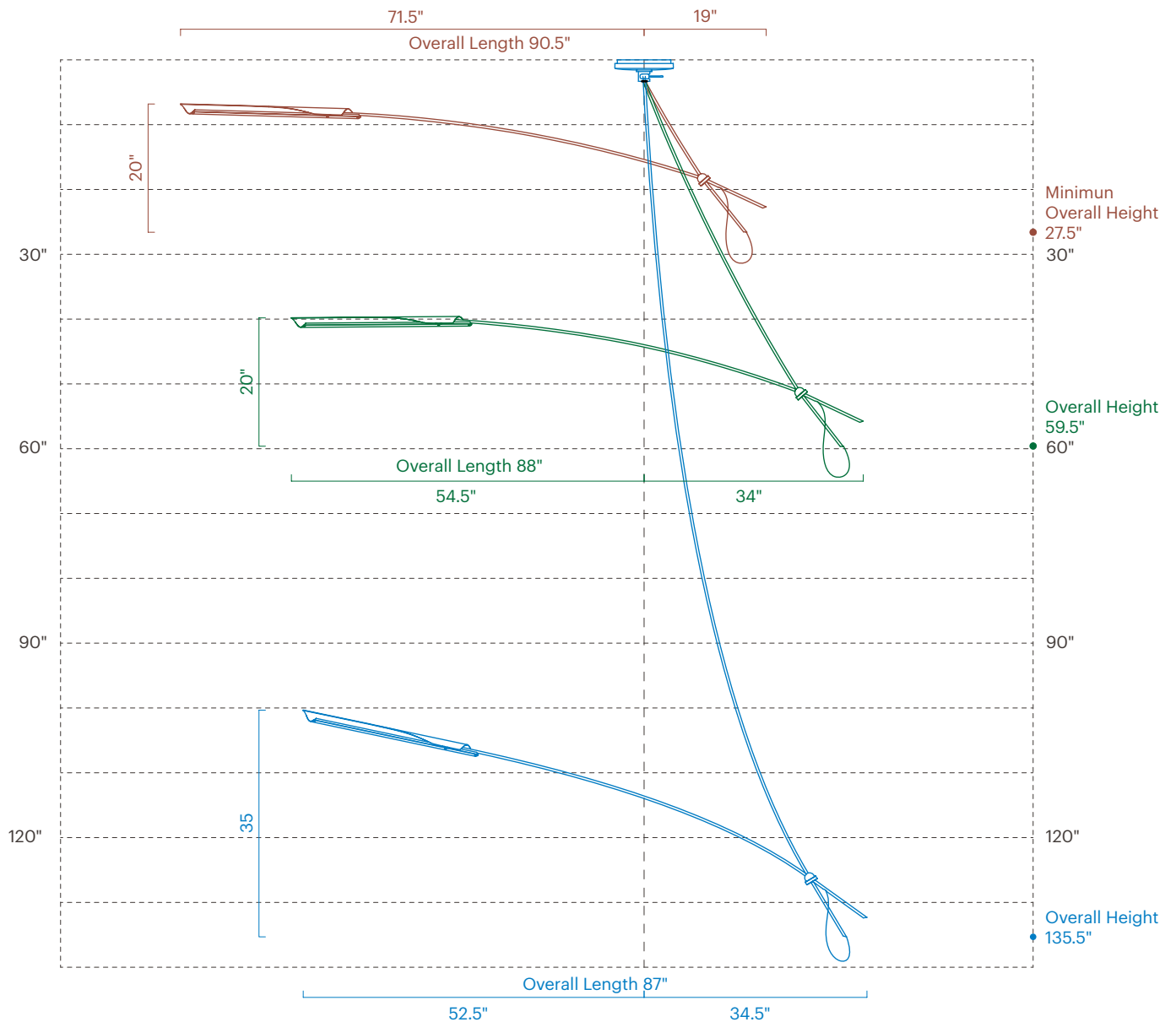
**David
Weeks
Studio**

STOREFRONT


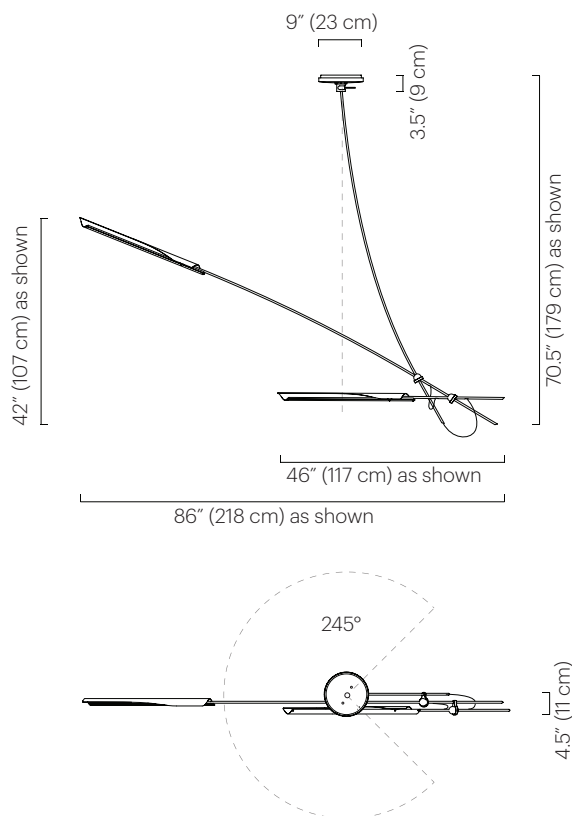
38 Walker Street
New York, NY 10013
212 966 3433

sales@DavidWeeksStudio.com
www.DavidWeeksStudio.com

No. 443



No. 444



Description

The OTTO Two Arm features two arms extending from a drop. The naturally occurring arcs of the fixture will vary depending on the length of the drop. The OTTO shade contains a dimmable LED source and rotates 300° to cast light directionally. The fixture can rotate 245° from the canopy.

Materials

Shade: Powder coated aluminum
Ceiling mount: Powder coated and plated aluminum
Frame: Plated brass
Drop: Plated brass
Hardware: Plated and polished brass

Shade Color

- Black Satin (ivory satin interior)
- Grey Gloss (ivory satin interior)
- Ivory Satin (ivory satin interior)
- White Satin (white satin interior)

Custom colors available.

Finish

- Brushed Brass
- Polished Nickel

Custom finishes available.

Lamping

LED: Warm white 2700K
Lumens: 1680 (equivalent to two 60W incandescent bulbs)
CRI: 80+
50,000 LED life hours (approx.)

Power Supply

60W 24V
For 120V areas: dimmable Class 2 included in canopy.
For 220-240V areas: remote power supply only. Not included.

Dimmer Compatibility

Dimmable with MLV/TRIAC (leading edge) switch

Voltage / Wattage

24V / 22 watts

Weight

5 lbs (2.3 kg)

Remarks

Specify drop length.
Fixed drop not adjustable on site.
Arm length is fixed.
Not for use on sloped ceilings.
Black exterior electrical cord is standard.

Remarks continued

Hardware finish consistent with frame finish.
Ceiling mount consistent with shade color.
Additional weight support recommended for junction box installation.
Indoor use and dry locations only.

Dimensions

4.5" D x 86" W x 42" H
(11 D x 218 W x 107 cm H)
Canopy mount: 9" Ø x 3.5" H
(23 Ø x 9 cm H)
Shades: 1.5" Ø x 28" L
(4 Ø x 71 cm L)
Min overall height: 34.5" (88 cm)
Max overall height: 132.5" (336.5 cm)



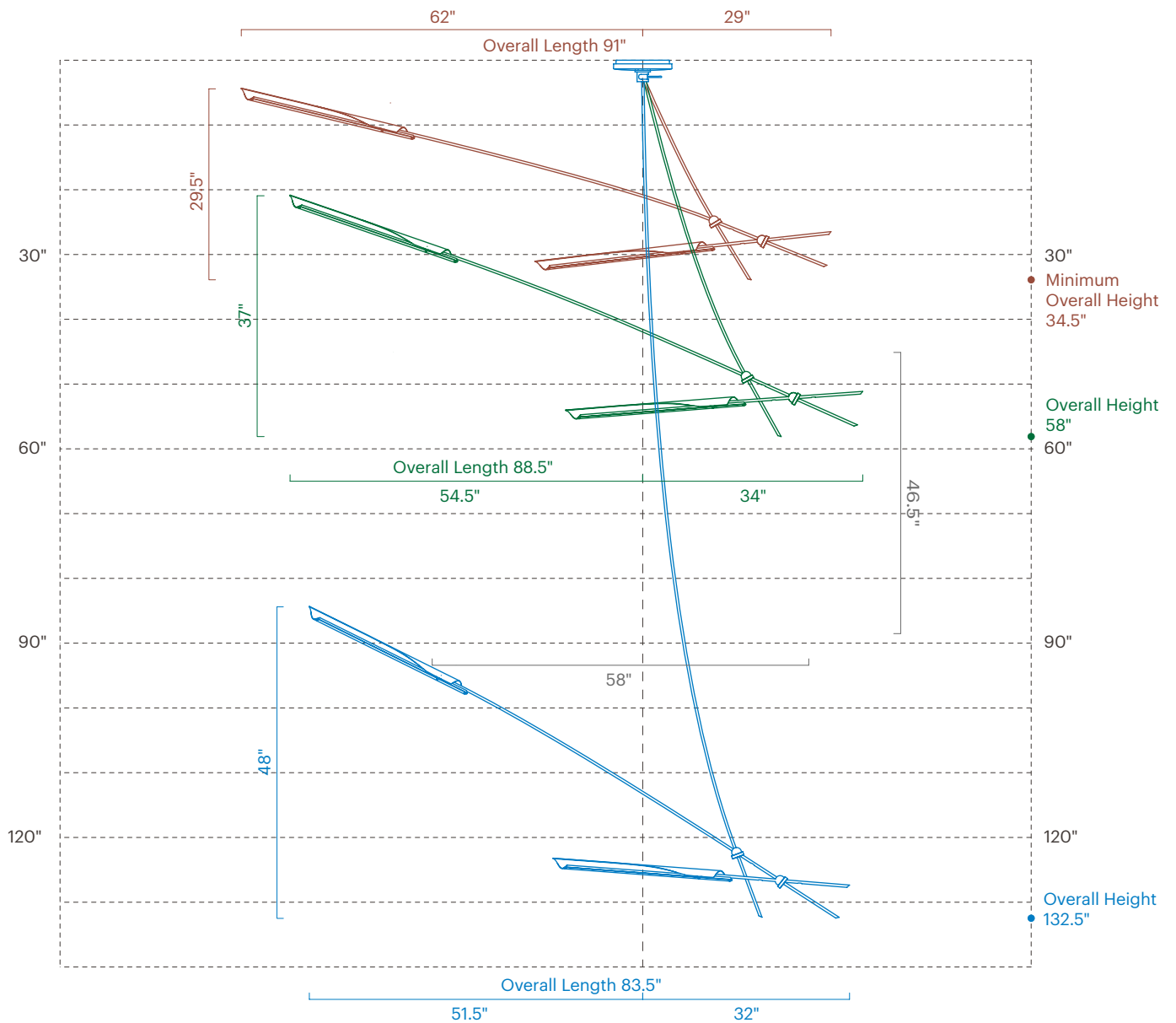
**David
Weeks
Studio**

STOREFRONT

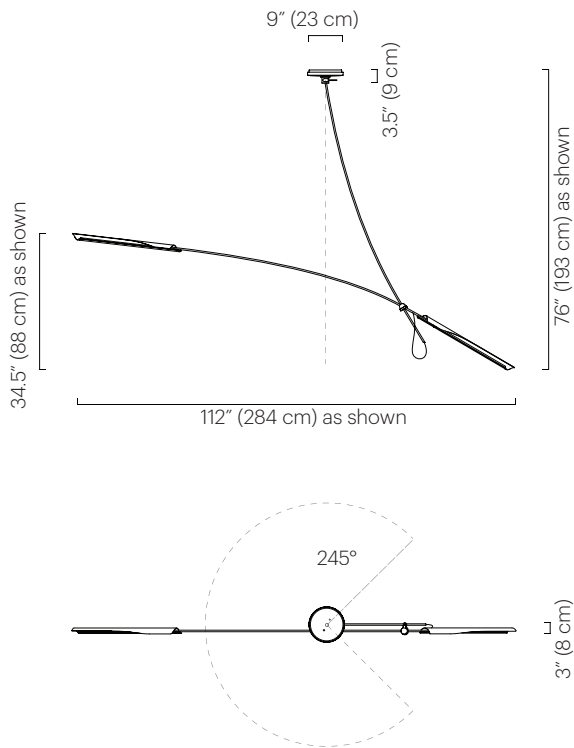
38 Walker Street
New York, NY 10013
212 966 3433

sales@DavidWeeksStudio.com
www.DavidWeeksStudio.com

No. 444



No. 445



Description

The OTTO Double features one arm with a shade on either end extending from a customizable drop. The naturally occurring arcs of the fixture will vary depending on the length of the drop. The OTTO shades contain a dimmable LED source and rotate 300° to cast light directionally. The fixture can rotate 245° from the canopy.

Materials

Shade: Powder coated aluminum
Ceiling mount: Powder coated and plated aluminum
Frame: Plated brass
Drop: Plated brass
Hardware: Plated and polished brass

Shade Color

- Black Satin (ivory satin interior)
- Grey Gloss (ivory satin interior)
- Ivory Satin (ivory satin interior)
- White Satin (white satin interior)

Custom colors available.

Finish

- Brushed Brass
- Polished Nickel

Custom finishes available.

Lamping

LED: Warm white 2700K
Lumens: 1680 (equivalent to two 60W incandescent bulbs)
CRI: 80+
50,000 LED life hours (approx.)

Power Supply

60W 24V
For 120V areas: dimmable Class 2 included in canopy.
For 220-240V areas: remote power supply only. Not included.

Dimmer Compatibility

Dimmable with MLV/TRIAC (leading edge) switch

Voltage / Wattage

24V / 22 watts

Weight

5 lbs (2.3 kg)

Remarks

Specify drop length.
Fixed drop not adjustable on site.
Arm length is fixed.
Not for use on sloped ceilings.
Black exterior electrical cord is standard.

Remarks continued

Hardware finish consistent with frame finish.
Ceiling mount consistent with shade color.
Additional weight support recommended for junction box installation.
Indoor use and dry locations only.

Dimensions

3" D x 112" W x 34.5" H
(8 D x 284 W x 88 cm H)
Canopy mount: 9" Ø x 3.5" H
(23 Ø x 9 cm H)
Shades: 1.5" Ø x 28" L
(4 Ø x 71 cm L)
Min overall height: 37.5" (95 cm)
Max overall height: 134.5" (342 cm)



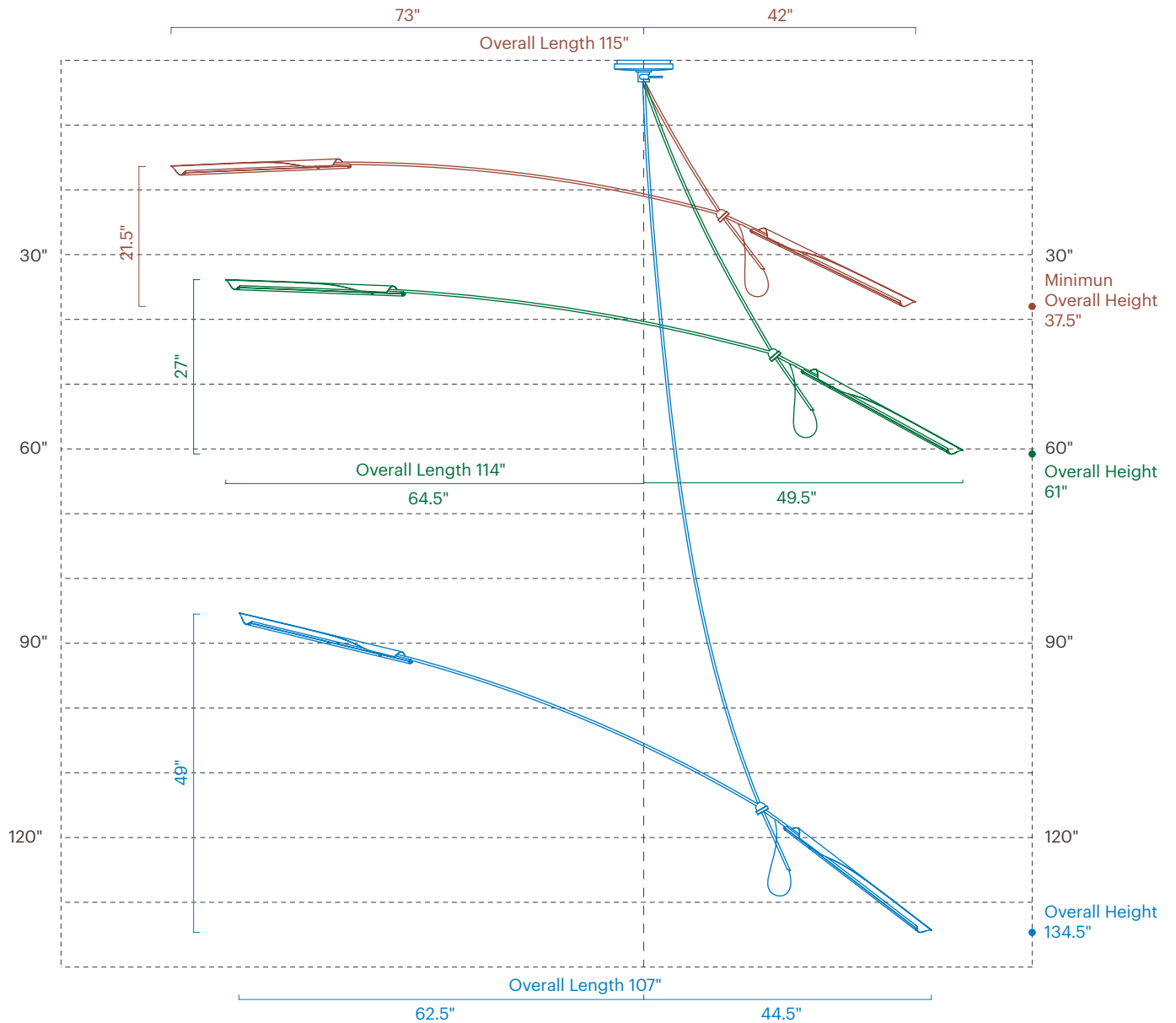
**David
Weeks
Studio**

STOREFRONT

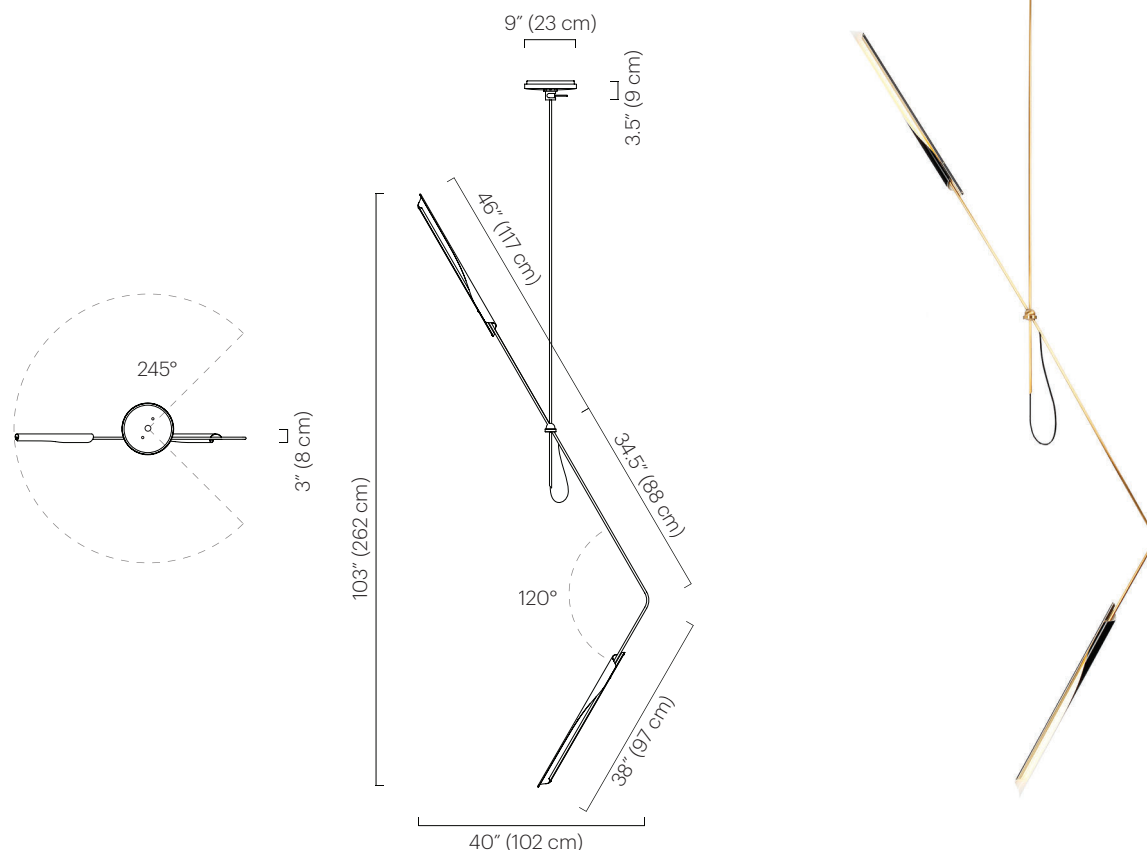
38 Walker Street
New York, NY 10013
212 966 3433

sales@DavidWeeksStudio.com
www.DavidWeeksStudio.com

No. 445



No. 446

**Description**

The OTTO L features one bent arm with an OTTO shade on each end. The OTTO shade contains a dimmable LED source and rotates 300° to cast light directionally. The fixture can rotate 245° from the canopy. Fixture is balanced by design; angle is not adjustable.

Materials

Shade: Powder coated aluminum
Ceiling mount: Powder coated and plated aluminum
Frame: Plated brass
Drop: Plated brass
Hardware: Plated and polished brass

Shade Color

- Black Satin (ivory satin interior)
- Grey Gloss (ivory satin interior)
- Ivory Satin (ivory satin interior)
- White Satin (white satin interior)

Custom colors available.

Finish

- Brushed Brass
- Polished Nickel

Custom finishes available.

Lamping

LED: Warm white 2700K
Lumens: 1680 (equivalent to two 60W incandescent bulbs)
CRI: 80+
50,000 LED life hours (approx.)

Power Supply

60W 24V
For 120V areas: dimmable Class 2 included in canopy.
For 220-240V areas: remote power supply only. Not included.

Dimmer Compatibility

Dimmable with MLV/TRIAC (leading edge) switch

Voltage / Wattage

24V / 22 watts

Weight

5 lbs (2.3 kg)

Remarks

Specify drop length.
Fixed drop not adjustable on site.
Arm length is fixed.
Not for use on sloped ceilings.
Black exterior electrical cord is standard.
Hardware finish consistent with frame finish.
Ceiling mount consistent with shade color.
Additional weight support recommended for junction box installation.
Indoor use and dry locations only.

Dimensions

3" D x 40" W x 103" H
(8 D x 102 W x 262 cm H)
Canopy mount: 9" Ø x 3.5" H
(23 Ø x 9 cm H)
Shades: 1.5" Ø x 28" L
(4 Ø x 71 cm L)
Min overall height: 109"
(277 cm)



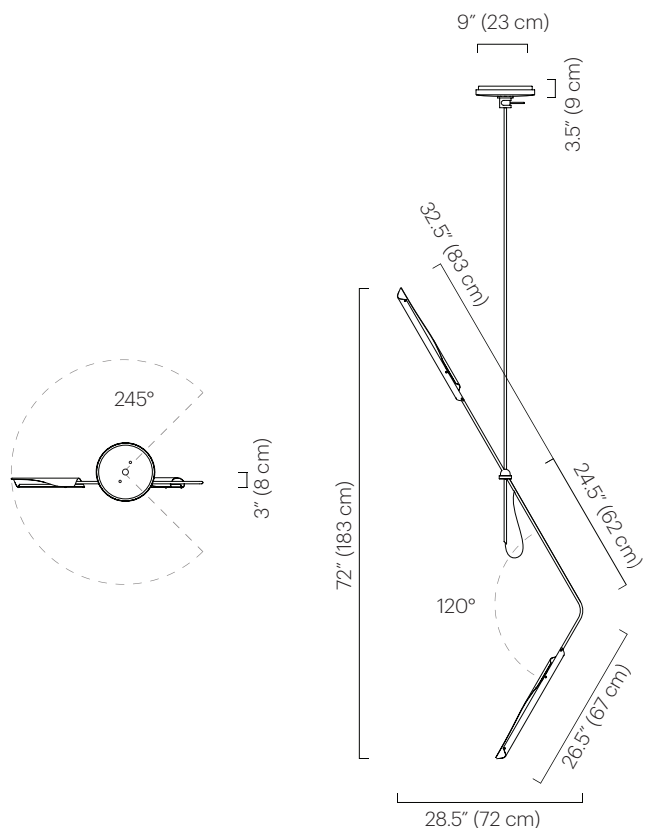
**David
Weeks
Studio**

STOREFRONT

38 Walker Street
New York, NY 10013
212 966 3433

sales@DavidWeeksStudio.com
www.DavidWeeksStudio.com

No. 446

**Description**

The OTTO LS features one bent arm with an OTTO shade on each end. The OTTO shades contain a dimmable LED source and rotate 300° to cast light directionally. The fixture can rotate 245° from the canopy. Fixture is balanced by design; angle is not adjustable.

Materials

Shade: Powder coated aluminum
Ceiling mount: Powder coated and plated aluminum
Frame: Plated brass
Drop: Plated brass
Hardware: Plated and polished brass

Shade Color

- Black Satin (ivory satin interior)
- Grey Gloss (ivory satin interior)
- Ivory Satin (ivory satin interior)
- White Satin (white satin interior)

Custom colors available.

Finish

- Brushed Brass
- Polished Nickel

Custom finishes available.

Lamping

LED: Warm white 2700K
Lumens: 1000 (equivalent to two 40W incandescent bulbs)
CRI: 80+
50,000 LED life hours (approx.)

Power Supply

60W 24V
For 120V areas: dimmable Class 2 included in canopy.
For 220-240V areas: remote power supply only. Not included.

Dimmer Compatibility

Dimmable with MLV/TRIAC (leading edge) switch

Voltage / Wattage

24V / 22 watts

Weight

5 lbs (2.3 kg)

Remarks

Specify drop length.
Fixed drop not adjustable on site.
Arm length is fixed.
Not for use on sloped ceilings.
Black exterior electrical cord is standard.
Hardware finish consistent with frame finish.
Ceiling mount consistent with shade color.
Additional weight support recommended for junction box installation.
Indoor use and dry locations only.

Dimensions

3" D x 28.5" W x 72" H
(8 D x 72 W x 183 cm H)
Canopy mount: 9" Ø x 3.5" H
(23 Ø x 9 cm H)
Shades: 1.5" Ø x 20" L
(4 Ø x 51 cm L)
Min overall height: 78"
(198 cm)

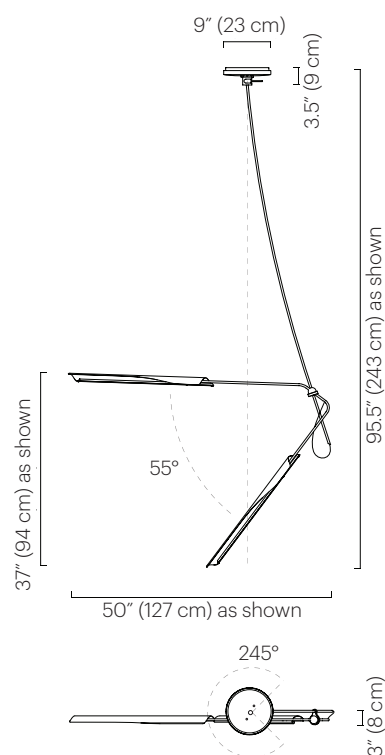


**David
Weeks
Studio**

STOREFRONT
38 Walker Street
New York, NY 10013
212 966 3433

sales@DavidWeeksStudio.com
www.DavidWeeksStudio.com

No. 447

**Description**

The OTTO V features one bent arm with an OTTO shade on each end. The naturally occurring arc of the drop will vary depending on the length. Fixture is balanced by design; arm angles are not adjustable. The OTTO shades contain a dimmable LED source and rotate 300° to cast light directionally. The fixture can rotate 245° from the canopy.

Materials

Shade: Powder coated aluminum
Ceiling mount: Powder coated and plated aluminum
Frame: Plated brass
Drop: Plated brass
Hardware: Plated and polished brass

Shade Color

- Black Satin (ivory satin interior)
- Grey Gloss (ivory satin interior)
- Ivory Satin (ivory satin interior)
- White Satin (white satin interior)

Custom colors available.

Finish

- Brushed Brass
- Polished Nickel

Custom finishes available.

Lamping

LED: Warm white 2700K
Lumens: 1680 (equivalent to two 60W incandescent bulbs)
CRI: 80+
50,000 LED life hours (approx.)

Power Supply

60W 24V
For 120V areas: dimmable Class 2 included in canopy.
For 220-240V areas: remote power supply only. Not included.

Dimmer Compatibility

Dimmable with MLV/TRIAC (leading edge) switch

Voltage / Wattage

24V / 22 watts

Weight

5 lbs (2.3 kg)

Remarks

Specify drop length.
Fixed drop not adjustable on site.
Arm length is fixed.
Not for use on sloped ceilings.
Black exterior electrical cord is standard.

Remarks continued

Hardware finish consistent with frame finish.
Ceiling mount consistent with shade color.
Additional weight support recommended for junction box installation.
Indoor use and dry locations only.

Dimensions

3" D x 50" W x 37" H
(8 D x 127 W x 94 cm H)
Canopy mount: 9" Ø x 3.5" H
(23 Ø x 9 cm H)
Shade: 1.5" Ø x 28" L
(4 Ø x 71 cm L)
Min overall height: 42.5" (108 cm)
Max overall height: 131.5" (334 cm)



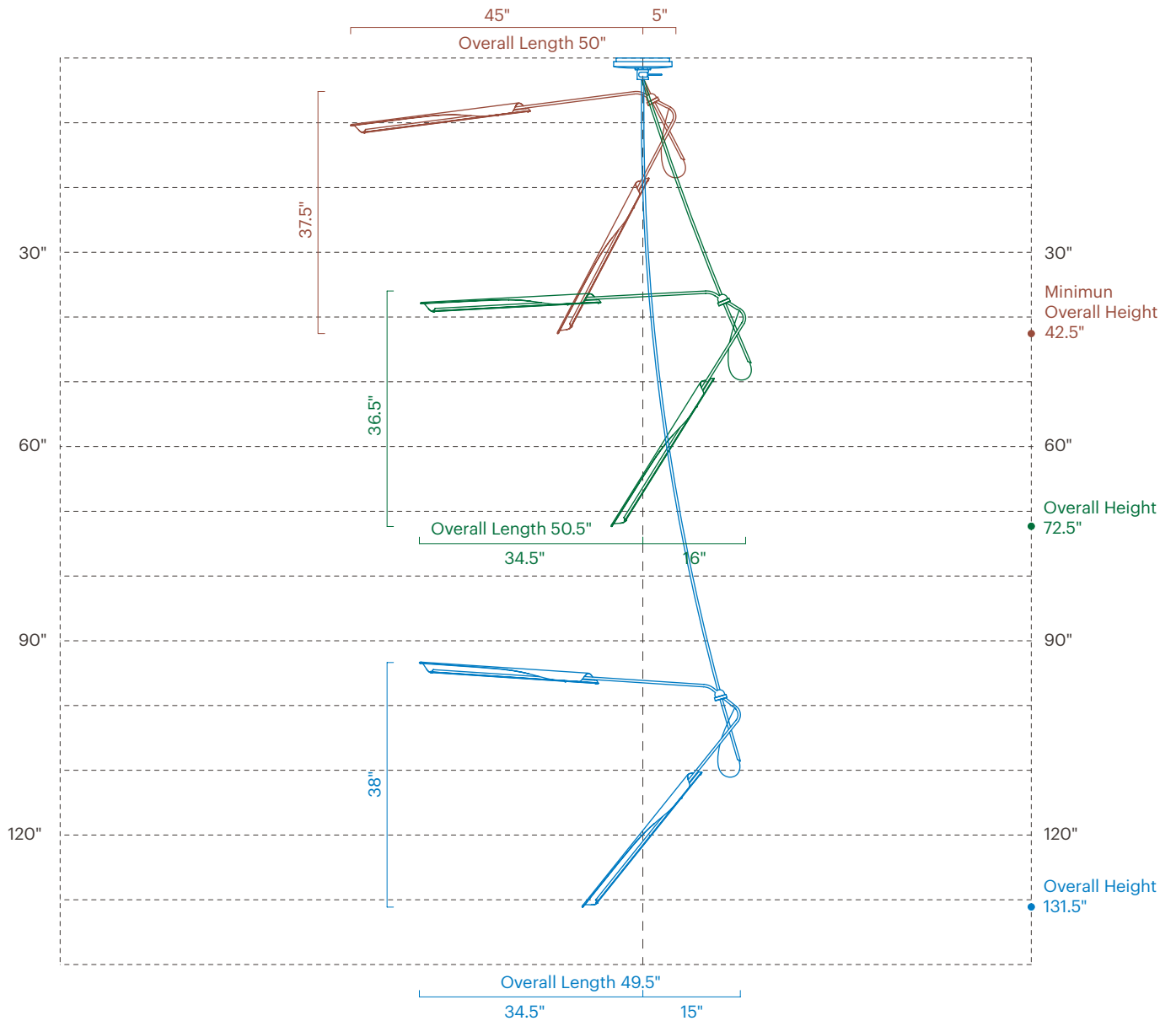
**David
Weeks
Studio**

STOREFRONT

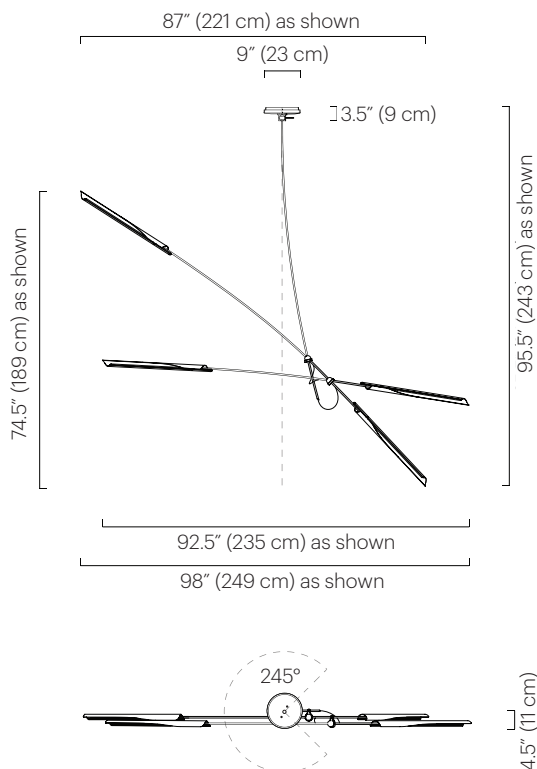
38 Walker Street
New York, NY 10013
212 966 3433

sales@DavidWeeksStudio.com
www.DavidWeeksStudio.com

No. 447



No. 448



Description

The OTTO X features two intersecting arms with an OTTO shade on each end extending from a drop. The naturally occurring arcs of the fixture will vary depending on the length of the drop. All four OTTO shades contain a dimmable LED source. Each shade rotates 300° to cast light directionally. The fixture can rotate 245° from the canopy.

Materials

Shades: Powder coated aluminum
Ceiling mount: Powder coated and plated aluminum
Frame: Plated brass
Drop: Plated brass
Hardware: Plated and polished brass

Shade Color

- Black Satin (ivory satin interior)
- Grey Gloss (ivory satin interior)
- Ivory Satin (ivory satin interior)
- White Satin (white satin interior)

Custom colors available.

Finish

- Brushed Brass
- Polished Nickel

Custom finishes available.

Lamping

LED: Warm white 2700K
Lumens: 3360 (equivalent to four 60W incandescent bulbs)
CRI: 80+
50,000 LED life hours (approx.)

Power Supply

60W 24V
For 120V areas: dimmable Class 2 included in canopy.
For 220-240V areas: remote power supply only. Not included.

Dimmer Compatibility

Dimmable with MLV/TRIAC (leading edge) switch

Voltage / Wattage

24V / 44 watts

Weight

10 lbs (4.5 kg)

Remarks

Specify drop length.
Fixed drop not adjustable on site.
Arm length is fixed.
Not for use on sloped ceilings.
Black exterior electrical cord is standard.

Remarks continued

Hardware finish consistent with frame finish.
Ceiling mount consistent with shade color.
Additional weight support recommended for junction box installation.
Indoor use and dry locations only.

Dimensions

4.5" D x 98" W x 74.5" H
(11 D x 249 W x 189 cm H)
Canopy mount: 9" Ø x 3.5" H
(23 Ø x 9 cm H)
Shade: 1.5" Ø x 28" L
(4 Ø x 71 cm L)
Min overall height: 74" (188 cm)
Max overall height: 159" (404 cm)

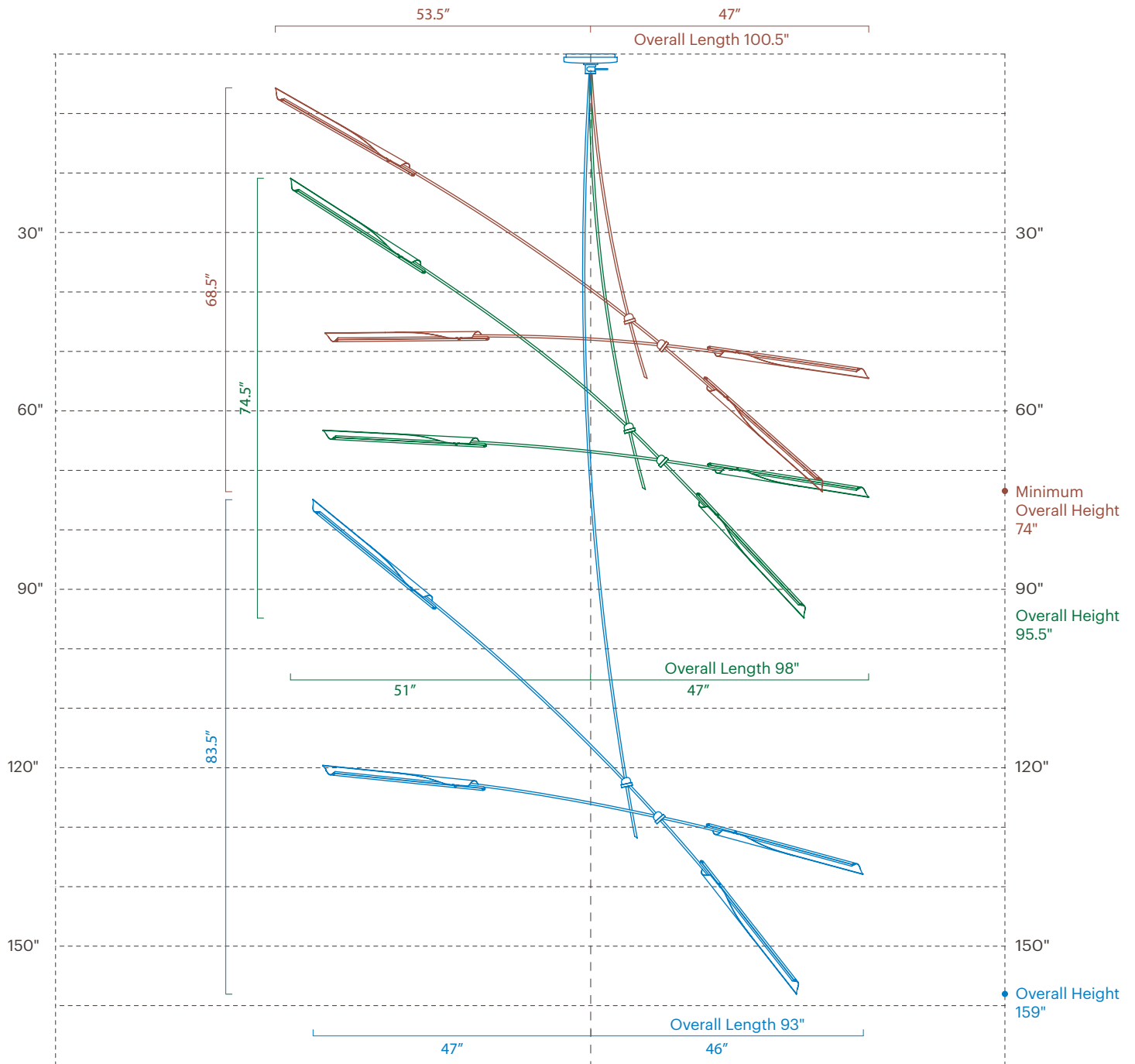


**David
Weeks
Studio**

STOREFRONT
38 Walker Street
New York, NY 10013
212 966 3433

sales@DavidWeeksStudio.com
www.DavidWeeksStudio.com

No. 448



**David
Weeks
Studio**

STOREFRONT
38 Walker Street
New York, NY 10013
212 966 3433

info@DavidWeeksStudio.com
www.DavidWeeksStudio.com

February 2017



Canopy



Ball & Bracket

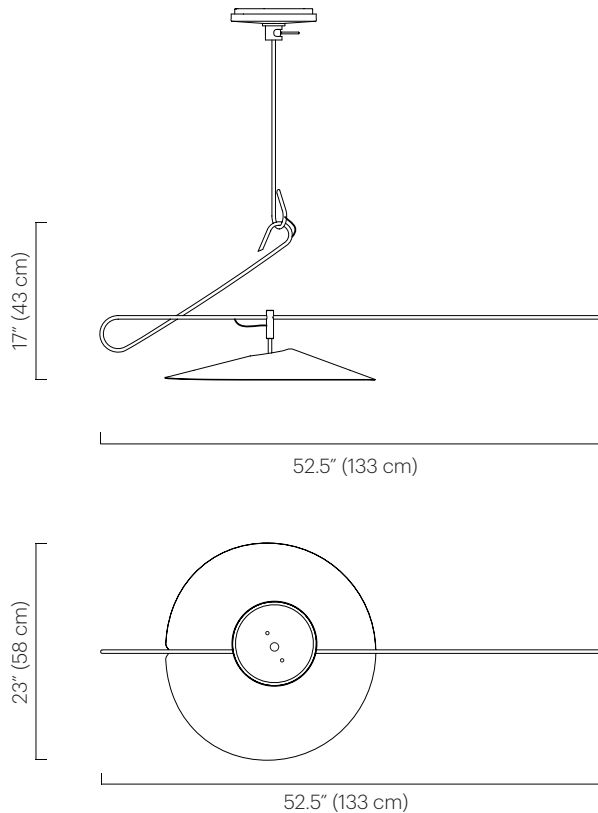


Shade

Treble Single

TECHNICAL SPECIFICATIONS

No. 451



Description

The Treble Single is a balanced fixture on an asymmetrical axis, which allows gentle movement. The fixture has one Treble shade constructed from a flat cut aluminum pattern held together in tension, illuminated by a dimmable LED with a glass diffuser. The fixture can rotate 245° from the canopy.

Materials

Shade: Anodized or powder coated aluminum
Ceiling mount: Powder coated aluminum and steel.
Frame: Plated brass
Drop: Plated brass
Lamp enclosure: Glass, aluminum, steel and plated brass.

Shade Color

Powder coated:

- Black Satin (ivory satin interior)
- Grey Gloss (ivory satin interior)
- Ivory Satin (ivory satin interior)
- White Satin (white satin interior)

Custom colors available.

Anodized:

- Polished Black (matte gold interior)
- Polished Black (red ombre interior)

Finish

- Brushed Brass
- Polished Nickel

Custom finishes available.

Lamping

LED: Warm white 2700K
Lumens: 1200 (equivalent to one 75W incandescent bulb)
CRI: 95+
50,000 LED life hours (approx.)

Power Supply

60W 24V
For 120V areas: dimmable Class 2 included in canopy.
For 220-240V areas: remote power supply only. Not included.

Dimmer Compatibility

ELV Dimmer compatible

Voltage / Wattage

24V /12W

Weight

10 lbs (4.5 kg)

Remarks

Specify drop length.
Fixed drop not adjustable on site.
Arm length is fixed.
Shade does not rotate.
Not for use on sloped ceilings.
Black exterior electrical cord is standard.
Hardware finish consistent with frame finish.
Ceiling mount consistent with shade color.
Additional weight support recommended for junction box installation.
Indoor use and dry locations only.

Dimensions

52.5" L x 23" W x 17" H
(133 L x 58 W x 43 cm H)
Canopy mount: 9" Ø x 3.5" H
(23 Ø x 9 cm H)
Shade: 23" Ø x 4" H
(58 Ø x 10 cm H)
Min. overall height: 25" (63 cm)



**David
Weeks
Studio**

STOREFRONT

38 Walker Street
New York, NY 10013
212 966 3433

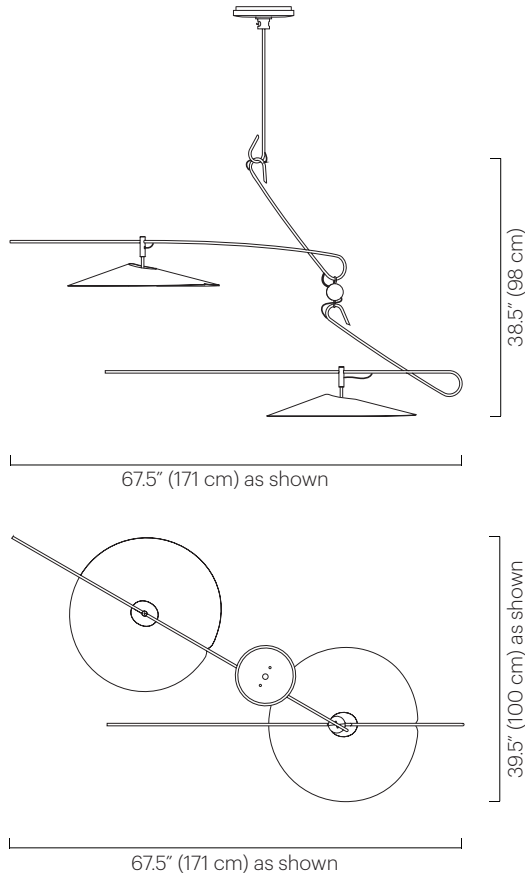
sales@DavidWeeksStudio.com
www.DavidWeeksStudio.com

August 2019

Treble Mobile - 2 Tier

TECHNICAL SPECIFICATIONS

No. 452



Description

The Treble Mobile features two tiers of different lengths that balance on asymmetrical axes, which allows gentle movement. Each tier has one Treble shade constructed from a flat cut aluminum pattern held together in tension, illuminated by a dimmable LED with a glass diffuser. The fixture can rotate 245° from the canopy. Tier rotation is adjustable and can be set on site.

Materials

Shade: Anodized or powder coated aluminum
Ceiling mount: Powder coated aluminum and steel.
Frame: Plated brass
Drop: Plated brass
Lamp enclosure: Glass, aluminum, steel and plated brass.

Shade Color

Powder coated:

- Black Satin (ivory satin interior)
- Grey Gloss (ivory satin interior)
- Ivory Satin (ivory satin interior)
- White Satin (white satin interior)

Custom colors available.

Anodized:

- Polished Black (matte gold interior)
- Polished Black (red ombre interior)

Finish

- Brushed Brass
- Polished Nickel

Custom finishes available.

Lamping

LED: Warm white 2700K
Lumens: 2400 (equivalent to two 75W incandescent bulbs)
CRI: 95+
50,000 LED life hours (approx.)

Power Supply

60W 24V
For 120V areas: dimmable Class 2 included in canopy.
For 220-240V areas: remote power supply only. Not included.

Dimmer Compatibility

ELV Dimmer compatible

Voltage / Wattage

24V / 23W

Weight

15 lbs (6.8 kg)

Remarks

Specify drop length.
Fixed drop not adjustable on site.

Remarks continued

Arm length is fixed.
Shade does not rotate.
Not for use on sloped ceilings.
Black exterior electrical cord is standard.
Hardware finish consistent with frame finish.
Ceiling mount consistent with shade color.
Additional weight support recommended for junction box installation.
Indoor use and dry locations only.

Dimensions

Tier 1: 52.5" (133 cm)
Tier 2: 57" (145 cm)
Max. dimensions: 90" L x 23" W (229 L x 58 cm W)
Canopy mount: 9" Ø x 3.5" H (23 Ø x 9 cm H)
Shade: 23" Ø x 4" H (58 Ø x 10 cm H)
Min. overall height: 46.5" (118 cm)



**David
Weeks
Studio**

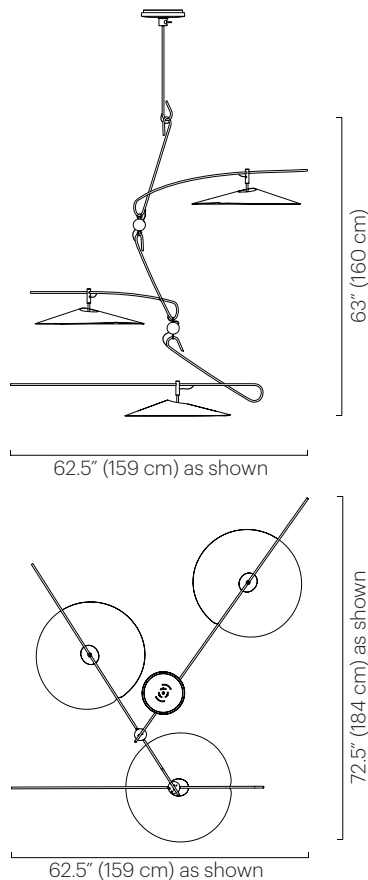
STOREFRONT

38 Walker Street
New York, NY 10013
212 966 3433

sales@DavidWeeksStudio.com
www.DavidWeeksStudio.com

August 2019

No. 452



Description

The Treble Mobile features three tiers of different lengths that balance on asymmetrical axes, which allows gentle movement. Each tier has one Treble shade constructed from a flat cut aluminum pattern held together in tension, illuminated by a dimmable LED with a glass diffuser. The fixture can rotate 245° from the canopy. Tier rotation is adjustable and can be set on site.

Materials

Shade: Anodized or powder coated aluminum
Ceiling mount: Powder coated aluminum and steel.
Frame: Plated brass
Drop: Plated brass
Lamp enclosure: Glass, aluminum, steel and plated brass.

Shade Color

Powder coated:

- Black Satin (ivory satin interior)
- Grey Gloss (ivory satin interior)
- Ivory Satin (ivory satin interior)
- White Satin (white satin interior)

Custom colors available.

Anodized:

- Polished Black (matte gold interior)
- Polished Black (red ombre interior)

Finish

- Brushed Brass
- Polished Nickel

Custom finishes available.

Lamping

LED: Warm white 2700K
Lumens: 3600 (equivalent to three 75W incandescent bulbs)
CRI: 95+
50,000 LED life hours (approx.)

Power Supply

60W 24V
For 120V areas: dimmable Class 2 included in canopy.
For 220-240V areas: remote power supply only. Not included.

Dimmer Compatibility

ELV Dimmer compatible

Voltage / Wattage

24V / 35W

Weight

25 lbs (11.3) kg

Remarks

Specify drop length.
Fixed drop not adjustable on site
Arm length is fixed.

Remarks continued

Shade does not rotate.
Not for use on sloped ceilings.
Black exterior electrical cord is standard.
Hardware finish consistent with frame finish.
Ceiling mount consistent with shade color.
Additional weight support recommended for junction box installation.
Indoor use and dry locations only.

Dimensions

Tier 1: 52.5" (133 cm)
Tier 2: 57" (145 cm)
Tier 3: 63" (160 cm)
Max. dimensions: 108.5" L x 23" W (267 L x 58 cm W)
Canopy mount: 9" Ø x 3.5" H (23 Ø x 9 cm H)
Shade: 23" Ø x 4" H (58 Ø x 10 cm H)
Min. overall height: 71" (180 cm)



**David
Weeks
Studio**

STOREFRONT

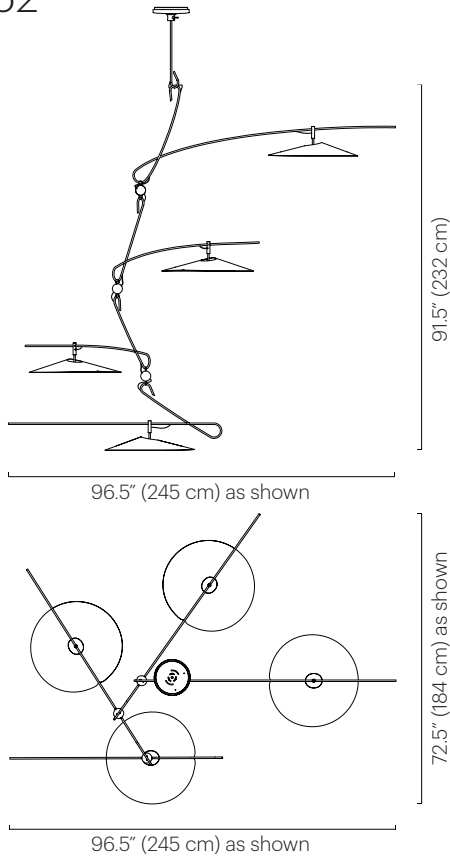
38 Walker Street
New York, NY 10013
212 966 3433

sales@DavidWeeksStudio.com
www.DavidWeeksStudio.com

Treble Mobile - 4 Tier

TECHNICAL SPECIFICATIONS

No. 452



Description

The Treble Mobile features four tiers of different lengths that balance on asymmetrical axes, which allows gentle movement. Each tier has one Treble shade constructed from a flat cut aluminum pattern held together in tension, illuminated by a dimmable LED with a glass diffuser. The fixture can rotate 245° from the canopy. Tier rotation is adjustable and can be set on site.

Materials

Shade: Anodized or powder coated aluminum
Ceiling mount: Powder coated aluminum and steel.
Frame: Plated brass
Drop: Plated brass
Lamp enclosure: Glass, aluminum, steel and plated brass.

Shade Color

Powder coated:

- Black Satin (ivory satin interior)
- Grey Gloss (ivory satin interior)
- Ivory Satin (ivory satin interior)
- White Satin (white satin interior)

Custom colors available.

Anodized:

- Polished Black (matte gold interior)
- Polished Black (red ombre interior)

Finish

- Brushed Brass
- Polished Nickel

Custom finishes available.

Lamping

LED: Warm white 2700K
Lumens: 4800 (equivalent to four 75W incandescent bulbs)
CRI: 95+
50,000 LED life hours (approx.)

Power Supply

60W 24V
For 120V areas: dimmable Class 2 included in canopy.
For 220-240V areas: remote power supply only. Not included.

Dimmer Compatibility

ELV Dimmer compatible

Voltage / Wattage

24V / 46 W

Weight

30 lbs (13.6 kg)

Remarks

Specify drop length.
Fixed drop not adjustable on site.
Arm length is fixed.

Remarks continued

Shade does not rotate.
Not for use on sloped ceilings.
Black exterior electrical cord is standard.
Hardware finish consistent with frame finish.
Ceiling mount consistent with shade color.
Additional weight support recommended for junction box installation.
Indoor use and dry locations only.

Dimensions

Tier 1: 52.5" (133 cm)
Tier 2: 57" (145 cm)
Tier 3: 63" (160 cm)
Tier 4: 65" (165 cm)
Max. dimension: 122" L x 23" W (310 L x 58 cm W)
Canopy mount: 9" Ø x 3.5" H (23 Ø x 9 cm H)
Shade: 23" Ø x 4" H (58 Ø x 10 cm H)
Min. overall height: 99.5" (253 cm)



**David
Weeks
Studio**

STOREFRONT

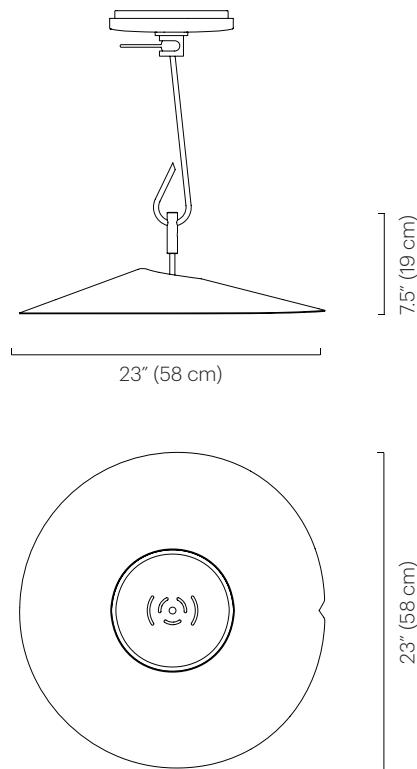
38 Walker Street
New York, NY 10013
212 966 3433

sales@DavidWeeksStudio.com
www.DavidWeeksStudio.com

Treble Pendant

TECHNICAL SPECIFICATIONS

No. 453



Description

The Treble Pendant has one Treble shade constructed from a flat cut aluminum pattern held together in tension, illuminated by a dimmable LED with a glass diffuser. The fixture can rotate 245° from the canopy.

Materials

Shade: Anodized or powder coated aluminum
Ceiling mount: Powder coated aluminum and steel.
Frame: Plated brass
Drop: Plated brass
Lamp enclosure: Glass, aluminum, steel and plated brass.

Shade Color

Powder coated:

- Black Satin (ivory satin interior)
- Grey Gloss (ivory satin interior)
- Ivory Satin (ivory satin interior)
- White Satin (white satin interior)

Custom colors available.

Anodized:

- Polished Black (matte gold interior)
- Polished Black (red ombre interior)

Finish

- Brushed Brass
- Polished Nickel

Custom finishes available.

Lamping

LED: Warm white 2700K
Lumens: 1200 (equivalent to one 75W incandescent bulb)
CRI: 95+
50,000 LED life hours (approx.)

Power Supply

60W 24V
For 120V areas: dimmable Class 2 included in canopy.
For 220-240V areas: remote power supply only. Not included.

Dimmer Compatibility

ELV Dimmer compatible

Voltage / Wattage

24V /12W

Weight

10 lbs (4.5 kg)

Remarks

Specify drop length.
Fixed drop not adjustable on site.
Shade does not rotate.
Not for use on sloped ceilings.
Black exterior electrical cord is standard.
Hardware finish consistent with frame finish.
Ceiling mount consistent with shade color.
Additional weight support recommended for junction box installation.
Indoor use and dry locations only.

Dimensions

23" L x 23" W x 7.5" H
(58 L x 58 W x 19 cm H)
Canopy mount: 9" Ø x 3.5" H
(23 Ø x 9 cm H)
Shade: 23" Ø x 4" H
(58 Ø x 10 cm H)
Min. overall height: 16" (41 cm)



**David
Weeks
Studio**

STOREFRONT

38 Walker Street
New York, NY 10013
212 966 3433

sales@DavidWeeksStudio.com
www.DavidWeeksStudio.com

August 2019

David Weeks Studio

© 2019 David Weeks Studio, LLC. All Rights reserved.

All lighting is made at David Weeks Studio in Brooklyn, New York.

David Weeks Studio reserves all rights to all objects it designs and produces. No designs may be reproduced, in any form or material.

The information in this catalog was correct at the time of printing.

David Weeks Studio reserves the right to make changes in design and construction or discontinue products without prior notification.

To place an order, or find a David Weeks Studio dealer, please call us at (212) 966-3433, email us at info@DavidWeeksStudio.com or visit www.DavidWeeksStudio.com