



BOWIE

KEEP YOUR EYE ON THE BALL

Add some body to the room with Bowie, it impresses through its spherical shape.

Twist and turn, tilt and aim, Bowie will always look the same, whatever its direction and no matter the angle you look at it. Bowie in pure white or black easily fits in any interior and adds a touch of richness to the room.

Within its range, Bowie comes as a semi-recessed Clip version, as a single or double spotlight to be surface mounted or as module to fit into our magnetic profile offer.

FAMILY OVERVIEW

CHOOSE YOUR COLOUR



White or Black

CHOOSE YOUR INSTALLATION

Semi-recessed as clip version

-

As module in our magnetic profiles
(single or double)

-

Surface mounted
(single or double)

CHOOSE YOUR POWER

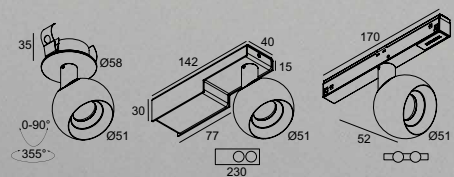
5,9W / 606lm

-

8,7W / 896lm

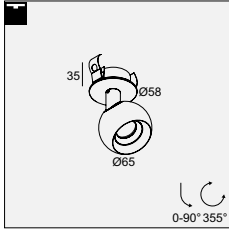
CHOOSE YOUR OPTICS

25° / 37°



BOWIE

BOWIE CLIP



50 x 40

REQUIREMENTS

LED POWER SUPPLY 350-500mA-DC / DIM

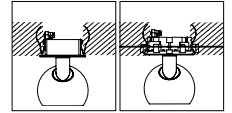
OPTIONS

MOUNTING KIT FLUSH SPY ▶ 414 90 01

3000K / CRI>90		2700K / CRI>90	
LED [Q] 5,9W / 649lm / 350mA LED [Q] 8,7W / 896lm / 500mA		LED [Q] 5,9W / 606lm / 350mA LED [Q] 8,7W / 837lm / 500mA	
25°	37°	25°	37°
26713 9320 ◇	26713 9330 ◇	26713 9220 ◇	26713 9230 ◇

◇ B-B / W-W

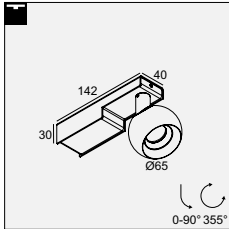
0,3 IP20



BOWIE CLIP

BOWIE CLIP +
MOUNTING KIT
FLUSH SPY

BOWIE ON 1



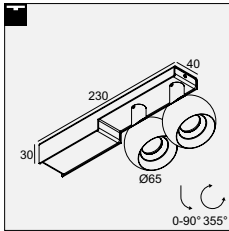
3000K / CRI>90		2700K / CRI>90	
LED 5,9W / 649lm / 350mA		LED 5,9W / 606lm / 350mA	
MAINS DIMMING (FE)			
25°	37°	25°	37°
26714 9328 ◇	26714 9338 ◇	26714 9228 ◇	26714 9238 ◇

◇ B / W

220-240V / 50-60Hz

0,5 IP20

BOWIE ON 2



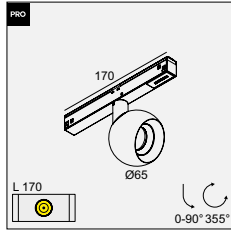
3000K / CRI>90		2700K / CRI>90	
2 x LED 5,9W / 649lm / 350mA		2 x LED 5,9W / 606lm / 350mA	
MAINS DIMMING (FE)			
25°	37°	25°	37°
26715 9328 ◇	26715 9338 ◇	26715 9228 ◇	26715 9238 ◇

◇ B / W

220-240V / 50-60Hz

0,9 IP20

BOWIE 1 MAGNETIC



REQUIREMENTS
LED POWER SUPPLY 48V-DC

OPTIONS
DIMMABLE MODULATOR
(ONLY FOR MDL)

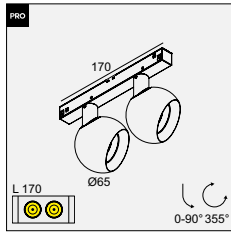
	MDL			
	3000K / CRI>90		2700K / CRI>90	
	LED 8,7W / 896lm / 48V-DC		LED 8,7W / 837lm / 48V-DC	
	25°	37°	25°	37°
M20	26716 9320 ◊	26716 9330 ◊	26716 9220 ◊	26716 9230 ◊
M26L	26720 9320 ◊	26720 9330 ◊	26720 9220 ◊	26720 9230 ◊
M26H	26716 9320 ◊	26716 9330 ◊	26716 9220 ◊	26716 9230 ◊
M35R	26720 9320 ◊	26720 9330 ◊	26720 9220 ◊	26720 9230 ◊
M44	-	-	-	-
M52	-	-	-	-

	DALI DIM			
	3000K / CRI>90		2700K / CRI>90	
	LED 8,7W / 896lm / 48V-DC		LED 8,7W / 837lm / 48V-DC	
	25°	37°	25°	37°
M20	26717 9325 ◊	26717 9335 ◊	26717 9225 ◊	26717 9235 ◊
M26L	26721 9325 ◊	26721 9335 ◊	26721 9225 ◊	26721 9235 ◊
M26H	26717 9325 ◊	26717 9335 ◊	26717 9225 ◊	26717 9235 ◊
M35R	26721 9325 ◊	26721 9335 ◊	26721 9225 ◊	26721 9235 ◊
M44	-	-	-	-
M52	-	-	-	-

◊ B / W

⏏ 0,4 IP20

BOWIE 2 MAGNETIC



REQUIREMENTS
LED POWER SUPPLY 48V-DC

OPTIONS
DIMMABLE MODULATOR
(ONLY FOR MDL)

	MDL			
	3000K / CRI>90		2700K / CRI>90	
	2 x LED 8,7W / 896lm / 48V-DC		2 x LED 8,7W / 837lm / 48V-DC	
	25°	37°	25°	37°
M20	26718 9320 ◊	26718 9330 ◊	26718 9220 ◊	26718 9230 ◊
M26L	26722 9320 ◊	26722 9330 ◊	26722 9220 ◊	26722 9230 ◊
M26H	26718 9320 ◊	26718 9330 ◊	26718 9220 ◊	26718 9230 ◊
M35R	26722 9320 ◊	26722 9330 ◊	26722 9220 ◊	26722 9230 ◊
M44	-	-	-	-
M52	-	-	-	-

	DALI DIM			
	3000K / CRI>90		2700K / CRI>90	
	2 x LED 8,7W / 896lm / 48V-DC		2 x LED 8,7W / 837lm / 48V-DC	
	25°	37°	25°	37°
M20	26719 9325 ◊	26719 9335 ◊	26719 9225 ◊	26719 9235 ◊
M26L	26723 9325 ◊	26723 9335 ◊	26723 9225 ◊	26723 9235 ◊
M26H	26719 9325 ◊	26719 9335 ◊	26719 9225 ◊	26719 9235 ◊
M35R	26723 9325 ◊	26723 9335 ◊	26723 9225 ◊	26723 9235 ◊
M44	-	-	-	-
M52	-	-	-	-

◊ B / W

⏏ 0,6 IP20