

**Eclipse**  
Studiocharlie

**Eclipse**

/ Rubinetteria in acciaio  
inox AISI 304. Finitura  
satinata o grigio PVD.

/ Taps in stainless steel  
AISI 304. Finishes:  
satin or grey PVD.

/ Robinetterie en acier  
inox AISI 304. Finition:  
satinée ou gris PVD.

/ Armaturen aus Edelstahl  
AISI 304. Ausführungen:  
satinieret oder grau PVD.

/ Grifería de acero  
inoxidable AISI 304.

Acabado: satinado  
o gris PVD.













Eclipse  
Studiocharlie



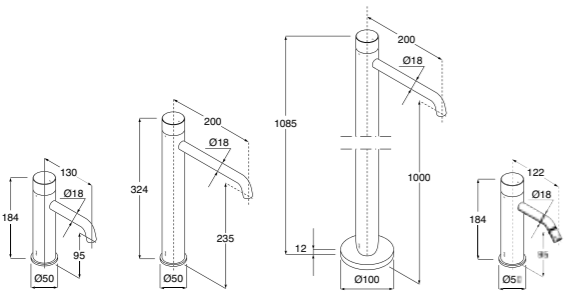






## Eclipse

/ Rubinetteria in acciaio inox AISI 304. Finitura satinata o grigio PVD. / Taps in stainless steel AISI 304. Finishes: satin or grey PVD. / Robinetterie en acier inox AISI 304. Finition: satinée ou gris PVD/ Armaturen aus Edelstahl AISI 304. Ausführungen: satiniert oder grau PVD/ Grifería de acero inoxidable AISI 304. Acabado: satinado o gris PVD.



## Eclipse

/ Miscelatore lavabo, portata 5,7 l/min (3 bar), basso H.180 mm, inox satinato cod. RERX01, grigio PVD cod. RERX11. Alto H. 320 mm, inox satinato cod. RERX02, grigio PVD cod. RERX12. A pavimento H.1034 mm, inox satinato cod. RERX03, grigio PVD cod. RERX13.

/ Mixer tap for washbasin, flow rate: 5,7 l/min (3 bar), short H.180 mm, satin stainless steel cod. RERX01, PVD grey cod. RERX11. Tall H. 320 mm, satin stainless steel cod. RERX02, PVD grey cod. RERX12. Free standing floor-mounted H. 1034 mm, satin stainless steel cod. RERX03, PVD grey cod. RERX13.

/ Mitigeur lavabo, débit : 5,7 l/min (3 bars), bas H.180 mm, inox satiné cod. RERX01, gris PVD cod. RERX11. Haut H. 320 mm, inox satiné cod. RERX02, gris PVD cod. RERX12. Au sol H. 1034 mm, inox satiné cod. RERX03, gris PVD cod. RERX13.

/ Mischer für Waschbecken, Durchflussmenge: 5,7 l/min (3 Bar), niedrig H.180 mm, Edelstahl satiniert Cod. RERX01, grau PVD Cod. RERX11. Hoch H. 320 mm, Edelstahl satiniert Cod. RERX02, grau PVD Cod. RERX12. Bodenstand H. 1034 mm, Edelstahl satiniert Cod. RERX03, grau PVD Cod. RERX13.

/ Mezclador lavabo, caudal: 5,7 l/min (3 bar), bajo H.180 mm, inox satinado cod. RERX01, gris PVD cod. RERX11. Alto H. 320 mm, inox satinado cod. RERX02, gris PVD cod. RERX12. De suelo H. 1034 mm, inox satinado cod. RERX03, gris PVD cod. RERX13.

## Eclipse

/ Miscelatore bidet, portata 5,7 l/min (3 bar), H. 180 mm, inox satinato cod. RERX04, grigio PVD cod. RERX14.

/ Mixer tap for bidet, flow rate: 5,7 l/min (3 bar), H. 180 mm, satin stainless steel cod. RERX04, PVD grey cod. RERX14. / Mitigeur bidet, débit : 5,7 l/min (3 bars), H. 180 mm, inox satiné cod. RERX04, gris PVD cod. RERX14.

/ Mischer für Bidet, Durchflussmenge: 5,7 l/min (3 Bar), H. 180 mm, Edelstahl satiniert Cod. RERX04, grau PVD Cod. RERX14.

/ Mezclador bidé, caudal: 5,7 l/min (3 bar), H. 180 mm, inox satinado cod. RERX04, gris PVD cod. RERX14.

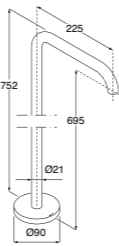
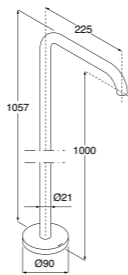
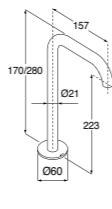
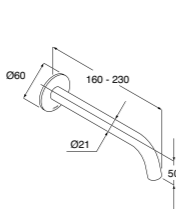
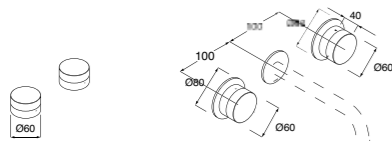
## Eclipse

/ Miscelatore lavabo, da piano, inox satinato cod. RERX05, grigio PVD cod. RERX15. A parete, inox satinato cod. RERX06, grigio PVD cod. RERX16.

/ Top-mounted mixer tap for washbasin, satin stainless steel cod. RERX05, PVD grey cod. RERX15. Wall-mounted, satin stainless steel cod. RERX06, PVD grey cod. RERX16. / Mitigeur lavabo, sur plan, inox satiné cod. RERX05, gris PVD cod. RERX15. Mural, inox satiné cod. RERX06, gris PVD cod. RERX16.

/ Waschtisch-Mischer, Edelstahl satiniert Cod. RERX05, grau PVD Cod. RERX15. Wand-Mischer, Edelstahl satiniert Cod. RERX06, grau PVD Cod. RERX16.

/ Mezclador lavabo, de encimera, inox satinado cod. RERX05, gris PVD cod. RERX15. De pared, inox satinado cod. RERX06, gris PVD cod. RERX16.



## Eclipse

/ Coppia rubinetti lavabo, da piano, inox satinato cod. RGRX01, grigio PVD cod. RGRX06. Incasso a parete, inox satinato cod. RGRX02, grigio PVD cod. RGRX07.

/ Top-mounted tap pair for washbasin, satin stainless steel cod. RGRX01, PVD grey cod. RGRX06. Built-in wall-mounted, satin stainless steel cod. RGRX02, PVD grey cod. RGRX07.

/ Couple robinets lavabo, sur plan, inox satiné cod. RGRX01, gris PVD cod. RGRX06. Encastrément mural, inox satiné cod. RGRX02, gris PVD cod. RGRX07.

/ Zwei Drehgriffventile für Waschtisch, Edelstahl satiniert Cod. RGRX01, grau PVD Cod. RGRX06. Zwei Wand-Armaturen für Waschbecken, Cod. RGRX02, grau PVD Cod. RGRX07.

/ Par de grifos lavabo, de encimera, inox satinado cod. RGRX01, gris PVD cod. RGRX06. Empotrados a la pared, inox satinado cod. RGRX02, gris PVD cod. RGRX07.

## Eclipse

/ Bocca lavabo, a parete, portata: 5,7 l/min (3 bar), P. 160 mm, inox satinato cod. RIRX01, grigio PVD cod. RIRX07. P. 230 mm, inox satinato cod. RIRX02, grigio PVD cod. RIRX08. Da piano, H. 170 mm, inox satinato cod. RIRX03, grigio PVD cod. RIRX09. H. 280 mm, inox satinato cod. RIRX04, grigio PVD cod. RIRX10.

/ Wall-mounted spout for washbasin, flow rate: 5,7 l/min (3 bar), P. 160 mm, satin stainless steel cod. RIRX01, PVD grey cod. RIRX07. P. 230 mm, satin stainless steel cod. RIRX02, PVD grey cod. RIRX08. Top-mounted, H. 170 mm, satin stainless steel cod. RIRX03, PVD grey cod. RIRX09. H. 280 mm, satin stainless steel cod. RIRX04, PVD grey cod. RIRX10.

/ Bec lavabo, mural, débit : 5,7 l/min (3 bars), P. 160 mm, inox satiné cod. RIRX01, gris PVD cod. RIRX07. P. 230 mm, inox satiné cod. RIRX02, gris PVD cod. RIRX08. Sur plan, H. 170 mm, inox satiné cod. RIRX03, gris PVD cod. RIRX09. H. 280 mm, inox satiné cod. RIRX04, gris PVD cod. RIRX10. / Wand-Wasserhahn für Waschbecken, Durchflussmenge: 5,7 l/min (3 Bar), P. 160 mm, Edelstahl satiniert Cod. RIRX01, grau PVD Cod. RIRX07. P. 230 mm, Edelstahl satiniert Cod. RIRX02, grau PVD Cod. RIRX08. Für Waschtisch, H. 170 mm, Edelstahl satiniert Cod. RIRX03, grau PVD Cod. RIRX09. H. 280 mm, Edelstahl satiniert Cod. RIRX04, grau PVD Cod. RIRX10.

/ Boca lavabo, de pared, caudal: 5,7 l/min (3 bar), P. 160 mm, inox satinado cod. RIRX01, gris PVD cod. RIRX07. P. 230 mm, inox satinado cod. RIRX02, gris PVD cod. RIRX08. De encimera, H. 170 mm, inox satinado cod. RIRX03, gris PVD cod. RIRX09. H. 280 mm, inox satinado cod. RIRX04, gris PVD cod. RIRX10.

## Eclipse

/ Bocca lavabo, a pavimento, portata: 5,7 l/min (3 bar), H. 1057 mm, inox satinato cod. RIRX05, grigio PVD cod. RIRX11. Per vasca, portata: 24 l/min (3 bar), H. 752 mm, inox satinato cod. RIRX06, grigio PVD cod. RIRX12.

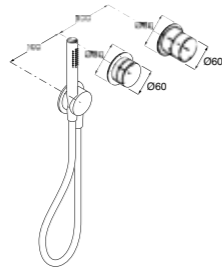
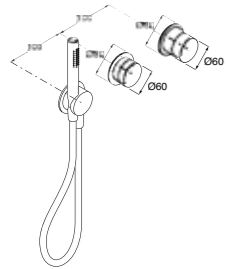
/ Freestanding floor-mounted spout for washbasin, flow rate: 5,7 l/min (3 bar), H. 1057 mm, satin stainless steel cod. RIRX05, PVD grey cod. RIRX11. For bathtub, flow rate: 24 l/min (3 bar), H. 752 mm, satin stainless steel cod. RIRX06, PVD grey cod. RIRX12.

/ Bec lavabo au sol, débit : 5,7 l/min (3 bars), H. 1057 mm, inox satiné cod. RIRX05, gris PVD cod. RIRX11. Pour baignoire débit: 24 l/min (3 bars), H. 752 mm, inox satiné cod. RIRX06, gris PVD cod. RIRX12.

/ Bodenstand-Wasserhahn für Waschbecken, Durchflussmenge: 5,7 l/min (3 Bar), H. 1057 mm, Edelstahl satiniert Cod. RIRX05, grau PVD Cod. RIRX11. Für Badewanne, Durchflussmenge: 24 l/min (3 Bar), H. 752 mm, Edelstahl satiniert Cod. RIRX06, grau PVD Cod. RIRX12.

/ Boca lavabo de suelo, caudal: 5,7 l/min (3 bar), H. 1057 mm, inox satinado cod. RIRX05, gris PVD cod. RIRX11. Por bañera, caudal: 24 l/min (3 bar), H. 752 mm, inox satinado cod. RIRX06, gris PVD cod. RIRX12.

## Rubineti Taps



### Eclipse

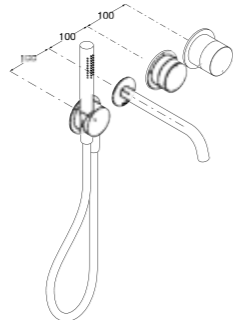
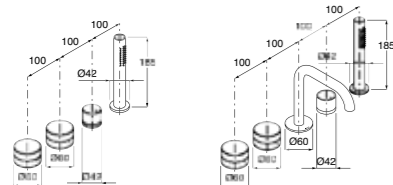
/ Gruppo doccia/vasca, incasso a parete. Miscelatore monocomando, deviatore 2 vie, doccetta. Uso vasca: erogazione al troppopieno, inox satinato cod. RERX07, grigio PVD cod. RERX17.

/ Built-in wall-mounted shower/bathtub tap set. Single-lever mixer, 2-way diverter, hand shower. Bathtub use: water supply to overflow, satin stainless steel cod. RERX07, PVD grey cod. RERX17.

/ Batterie douche/baignoire, encastrement mural. Mitigeur monocommande, inverseur 2 voies, douchette. Utilisation baignoire : débit au trop-plein, inox satiné cod. RERX07, gris PVD cod. RERX17.

/ Wand-Armaturen für Badewanne und Dusche. Einhebelmischer, 2-Wege-Wasserlaufregler, Brausekopf. Für Badewanne: Wassereinlauf am Überlauf, Edelstahl satiniert Cod. RERX07, grau PVD Cod. RERX17.

/ Grupo ducha/bañera, empotrado a la pared. Mezclador monomando, desviador 2 vías, teleducha. Uso bañera: erogación al rebosadero, inox satinado cod. RERX07, gris PVD cod. RERX17.



### Eclipse

/ Gruppo bordo vasca, incasso. Senza bocca. Rubinetti caldo/freddo, doccetta con miscelatore dedicato, inox satinato cod. RGRX04, grigio PVD cod. RGRX09. Rubinetti caldo/freddo, bocca, doccetta con miscelatore dedicato, inox satinato cod. RGRX03, grigio PVD cod. RGRX08.

/ Built-in deck-mounted tap set for bathtub. Without spout. Cold/warm taps, hand-shower with its mixer, satin stainless steel cod. RGRX04, PVD grey cod. RGRX09. Cold/ warm taps, spout, hand-shower with its mixer, satin stainless steel cod. RGRX03, PVD grey cod. RGRX08.

/ Batterie sur plage baignoire, encastrement. Sans bec. Robinets chaud / froid, douchette avec mitigeur dédié, inox satiné cod. RGRX04, gris PVD cod. RGRX09. Robinets chaud / froid, bec, douchette avec mitigeur dédié, inox satiné cod. RGRX03, gris PVD cod. RGRX08.

/ Wannenrand-Armaturen. Ohne Wasserhahn. Armaturen warm/kalt, Brause mit entsprechendem Mischer, Edelstahl satiniert Cod. RGRX04, grau PVD Cod. RGRX09. Armaturen warm/kalt, Wasserhahn, Brause mit entsprechendem Mischer, Edelstahl satiniert Cod. RGRX03, grau PVD Cod. RGRX08.

/ Grupo borde bañera, empotrado. Sin boca. Grifos caliente/frío, teleducha con mezclador específico, inox satinado cod. RGRX04, gris PVD cod. RGRX09. Grifos caliente/frío, boca, teleducha con mezclador específico, inox satinado cod. RGRX03, gris PVD cod. RGRX08.

### Eclipse

/ Gruppo vasca, incasso a parete. Miscelatore, bocca, deviatore e doccetta, inox satinato cod. RGRX05, grigio PVD cod. RGRX10.

/ Built-in wall-mounted bathtub tap set. Mixer, spout, diverter and hand shower, satin stainless steel cod. RGRX05, PVD grey cod. RGRX10.

/ Batterie baignoire, encastrement mural. Mitigeur, bec, inverseur et douchette, Inox satiné cod. RGRX05, gris PVD cod. RGRX10.

/ Wandarmaturen für Badewanne. Mischer, Wasserhahn, Wasserlaufregler und Brausekopf, Edelstahl satiniert Cod. RGRX05, grau PVD Cod. RGRX10.

/ Grupo bañera, empotrado a la pared. Mezclador, boca, desviador y teleducha, inox satinado cod. RGRX05, gris PVD cod. RGRX10.



### Eclipse

/ Miscelatore lavabo/doccia, a parete, inox satinato cod. RERX10, grigio PVD cod. RERX20.

/ Wall-mounted mixer tap for washbasin/shower, satin stainless steel cod. RERX10, PVD grey cod. RERX20.

/ Mitigeur lavabo/douche, mural, inox satiné cod. RERX10, gris PVD cod. RERX20.

/ Wand-Mischer für Waschbecken/Dusche, Edelstahl satiniert Cod. RERX10, grau PVD Cod. RERX20.

/ Mezclador lavabo/ducha, de pared, inox satinado cod. RERX10, gris PVD cod. RERX20.

/ Grupo ducha, empotrado a la pared. Mezclador monomando, desviador 3 vías, teleducha. Inox satinado cod. RERX08, gris PVD cod. RERX18.

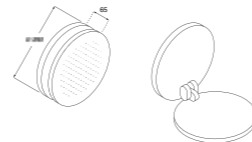
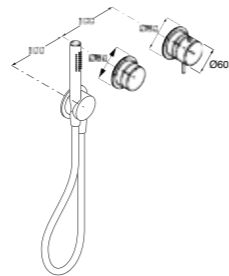
/ Gruppo termostatico doccia, incasso a parete. Miscelatore termostatico, deviatore 2 vie, doccetta, inox satinato cod. RHRX01, grigio PVD cod. RHRX05. Deviatore 3 vie, inox satinato cod. RHRX02, grigio PVD cod. RHRX06.

/ Built-in wall-mounted shower thermostatic tap set. Thermostatic mixer, 2-way diverter, hand shower, satin stainless steel cod. RHRX01, PVD grey cod. RHRX05. 3-way diverter, satin stainless steel cod. RHRX02, PVD grey cod. RHRX06.

/ Groupe thermostatique douche, encastrement mural. Mitigeur thermostatique, inverseur 2 voies, douchette, inox satiné cod. RHRX01, gris PVD cod. RHRX05. Inverseur 3 voies, inox satiné cod. RHRX02, gris PVD cod. RHRX06.

/ Wand-Thermostatarmatur. Thermostatmischer, 2-Wege-Wasserlaufregler, Brausekopf, Edelstahl satiniert Cod. RHRX01, grau PVD Cod. RHRX05. 3-Wege-Wasserlaufregler, Edelstahl satiniert Cod. RHRX02, grau PVD Cod. RHRX06.

/ Grupo termostático ducha, empotrado a la pared. Mezclador termostático, desviador 2 vías, teleducha, inox satinado cod. RHRX01, gris PVD cod. RHRX05. Desviador 3 vías, inox satinado cod. RHRX02, gris PVD cod. RHRX06.



### Eclipse

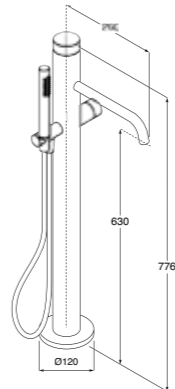
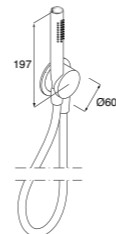
/ Soffione doccia, a parete. Diametro 250 mm. Inox satinato cod. RRRX01, grigio PVD cod. RRRX03.

/ Wall-mounted shower head. Diameter: 250 mm. Satin stainless steel cod. RRRX01, PVD grey cod. RRRX03.

/ Pomme de douche, murale. Diamètre 250 mm. Inox satiné cod. RRRX01, gris PVD cod. RRRX03.

/ Duschbrausekopf. Durchmesser 250 mm. Edelstahl satiniert Cod. RRRX01, grau PVD Cod. RRRX03.

/ Cabezal de ducha, de pared. Diámetro 250 mm. Inox satinado cod. RRRX01, gris PVD cod. RRRX03.



### Eclipse

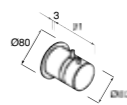
/ Gruppo vasca, a pavimento. Miscelatore deviatore e doccetta, inox satinato cod. RERX09, grigio PVD cod. RERX19.

/ Freestanding floor-mounted bathtub tap set. Mixer, diverter and hand shower, satin stainless steel cod. RERX09, PVD grey cod. RERX19.

/ Batterie baignoire, au sol. Mitigeur, inverseur et douchette, inox satiné cod. RERX09, gris PVD cod. RERX19.

/ Bodenstand-Armaturengruppe für Badewanne. Mischer, Wasserlaufregler und Brausekopf, Edelstahl satiniert Cod. RERX09, grau PVD Cod. RERX19.

/ Grupo bañera, de suelo. Mezclador, desviador y teleducha, inox satinado cod. RERX09, gris PVD cod. RERX19.



### Eclipse

/ Miscelatore termostatico, inox satinato cod. RHRX03, grigio PVD cod. RHRX07.

/ Thermostatic mixer tap, satin stainless steel cod. RHRX03, PVD grey cod. RHRX07.

/ Mitigeur thermostatique, inox satiné cod. RHRX03, gris PVD cod. RHRX07.

/ Thermostatmischer, Edelstahl satiniert Cod. RHRX03, grau PVD Cod. RHRX07.

/ Mezclador termoestático, inox satinado cod. RHRX03, gris PVD cod. RHRX07.