

# WORKSTEAD



**LODGE PENDANT**  
oxidized oak

# WORKSTEAD



**LODGE PENDANT**  
natural oak

# WORKSTEAD



**LODGE PENDANT**  
bone white

# WORKSTEAD



**LODGE PENDANT**  
yellow

# WORKSTEAD



**LODGE PENDANT**  
gray

# WORKSTEAD

## LODGE PENDANT

hardwired

### Description

The Lodge Pendant is a singular wooden column, composed of three wooden forms. Held together by a network of metal tubing, with a milled metal ball connection, the bulbs radiate about the column.

### Materials

Natural Oak  
Oxidized Oak  
Bone White  
Yellow  
Gray  
Hewn Brass  
Blackened Steel

### Dimensions

Small - 24"  
Medium - 36"  
Large - 48"  
Custom Heights Available

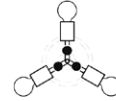
### Weight

15 lbs

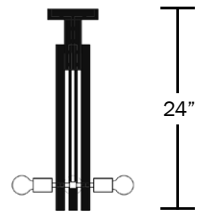
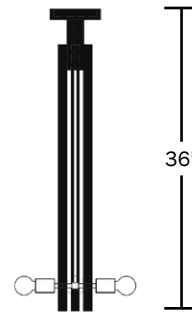
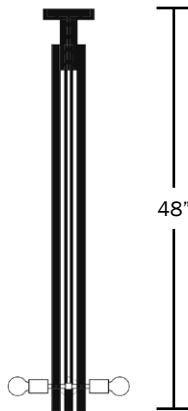
### Lamp

25 Watt Max  
5W Dimmable LED Bulb Included  
325 Lumens  
40 Watt Equivalent  
2700K Color Temperature  
Bulb Life 30,000 Hours  
110/120V, E12  
220/240V, E14  
UL / CE Approved

12"



top



front



# WORKSTEAD

