

NEW **HEDRA 62 W**



PLEASE FIND THE OTHER MEMBERS
▼ OF THIS FAMILY ▼



INTERIOR
CEILING SURFACE

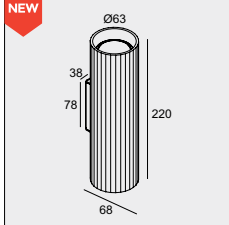
INTERIOR
CEILING SUSPENDED

PROFILES

INTERIOR
WALL SURFACE

WIRELESS CONTROL
Suitable for all dimmable luminaires.
CTRL DELTA R
TECHNICAL DATA ► PAG TEC 4

HEDRA 62 W DOWN-UP HI



2 x QPAR51 max.35W

472 362 00 ◊

◊ B / BBR / GC / W

GU10 / 100-240V / 50-60Hz

□ 0,7 IP20 ◊ 0,5

OPTIONS

LED SOLUTION - PAG TEC 8





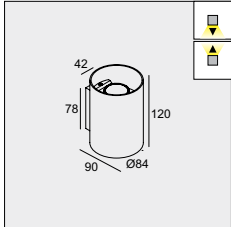


ULTRA W

GOOD
DESIGN
award



ULTRA X LED




3000K / CRI>90

LED 7,1W / 805lm / 350mA

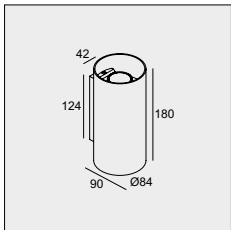
279 61 811 930 ◇

◇ = A / N / W

100-240V / 50-60Hz

□ 0,6 IP55 

ULTRA X DOWN-UP LED




3000K / CRI>90

2 x LED 7,1W / 805lm / 350mA

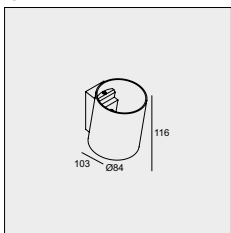
279 61 812 930 ◇


◇ = A / N / W

220-240V / 50-60Hz

◇ 0,9 IP55 

ULTRA TW HP



 QT14 max.60W

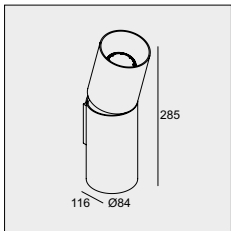
279 51 40 ◇

◇ W

G9 / 100-240V / 50-60Hz

◇ 0,3 IP20 

NEC+ULTRA 250 HI



 2 x QPAR51 max.50W

279 52 62 ◇

◇ W

GU10 / 100-240V / 50-60Hz

◇ 1,0 IP20 

OPTIONS
LED SOLUTION - PAG TEC 8



ARCHITECT: HASSELL STUDIO
PHOTOGRAPHY: NICOLE ENGLAND

INTERIOR
WALL SURFACE



ARCHITECT: HASSELL STUDIO
PHOTOGRAPHY: NICOLE ENGLAND



NINA MAYA INTERIORS
PHOTOGRAPHY: NICOLE ENGLAND

INTERIOR
WALL SURFACE

