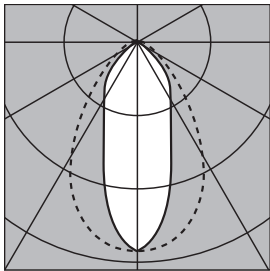
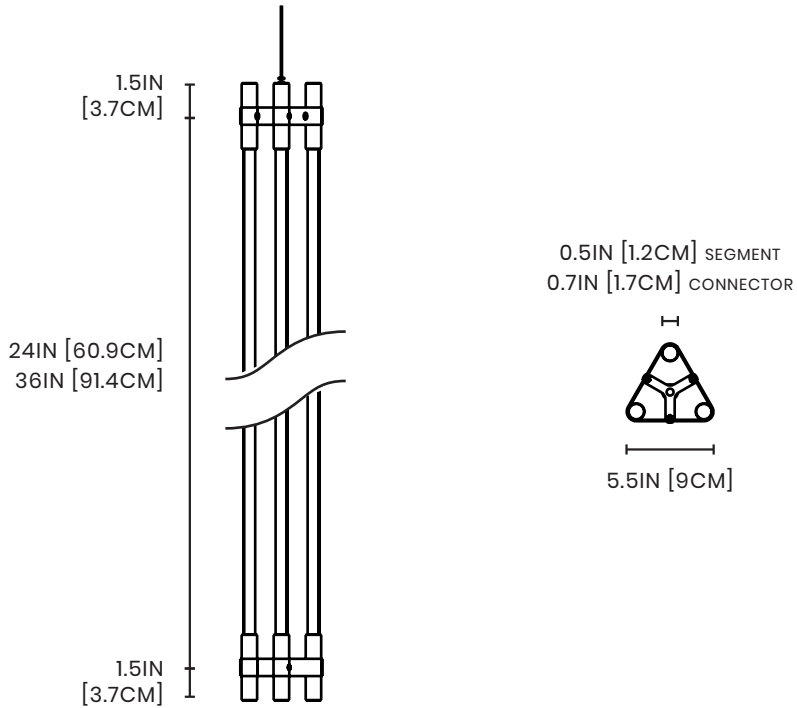
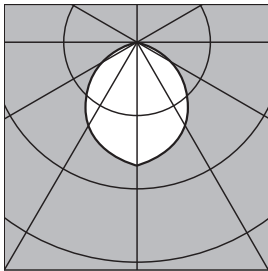


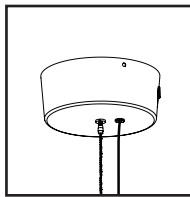
TECHNICAL | THIN Multiples Triad Vertical Suspension



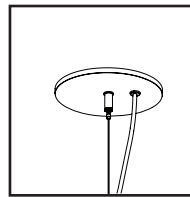
**CLEAR LENS**  
40° BEAM ANGLE



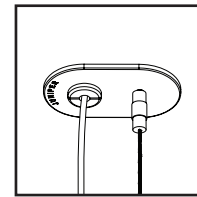
**FROSTED LENS**  
90° BEAM ANGLE



**LOCAL CANOPY**  
6.5IN DIA X 2.4IN



**JUNCTION BOX COVER PLATE**  
5IN DIA X 0.5IN



**MINI MOUNTING PLATE (OPTIONAL)**  
2IN X 1IN

**ILLUMINATION**

90 CRI standard  
2700K, 3000K, 3500K, 4000K options

**24" segment** 1800LM delivered / 20.4W  
**36" segment** 2760LM delivered / 28.8W  
90LM/W with clear acrylic lens  
50,000 hrs LED life L80

**POWER**

24VDC output Class 2 constant voltage power supply  
120VAC input voltage  
Contact Juniper for alternate inputs

**FINISHES**

Satin Brass, Black Oxide, Satin Nickel

**MATERIALS**

Solid brass, PMMA

**DIMMING**

2-Wire/TRIAC/Forward Phase  
0-10V  
3-Wire  
See Power Supply section for details  
Contact Juniper for alternate requirements

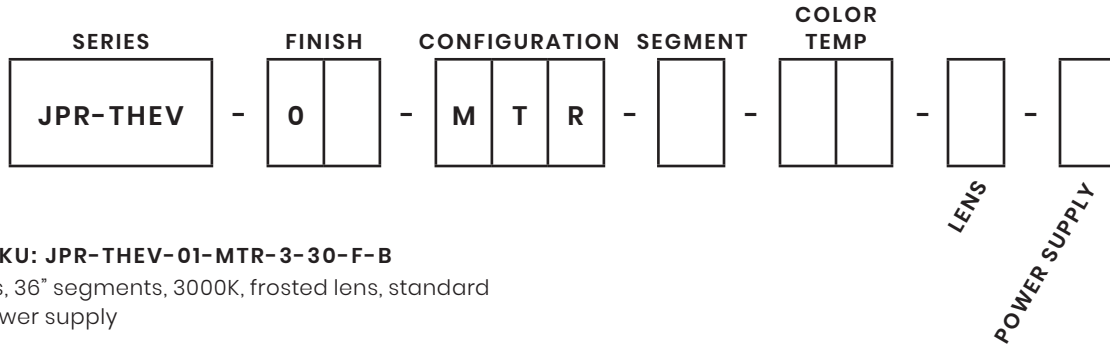
**MOUNTING**

10ft 1/16" aircraft cable, field adjustable  
16ft Clear-jacketed 22AWG co-axial silver cord, field adjustable

**SYSTEM RUN**

Limited to one section per fixture

**BUILD A SPECIFICATION | THIN Multiples Triad Vertical Suspension**



**SAMPLE SKU: JPR-THEV-01-MTR-3-30-F-B**  
 Satin Brass, 36" segments, 3000K, frosted lens, standard remote power supply

**CODE DEFINITIONS**

**FINISHES**



**01** Satin Brass    **02** Black Oxide    **03** Satin Nickel

**SEGMENTS**

**2** 24IN segment - 1800LM delivered / 20.4W  
**3** 36IN segment - 2760LM delivered / 28.8W  
*note:* the chosen digit will reflect the length of all segments in this fixture. e.g. 2 represents all segments as 24 inches.  
 Contact Juniper for custom segment lengths

**COLOR TEMPERATURE**

- 27** 2700K
- 30** 3000K
- 35** 3500K
- 40** 4000K

**LENS**

- C** Clear - 40° beam angle
- F** Frosted - 90° beam angle

Our team will determine correct wattages for power supplies based on chosen configuration. Contact Juniper for custom requirements or further power supply specifications.

**POWER SUPPLY - 24VDC CV OUTPUT**

- A** Standard Local, 2-Wire/TRIAC/Forward-Phase  
**Input Voltage** 120VAC, 240VAC  
**Output Wattage** 40W, OR 60W  
 Includes Canopy in Matching Finish
- B** Standard Remote, 2-Wire/TRIAC/Forward-Phase  
**Input Voltage** 120-277VAC (Universal)  
**Output Wattage** 30W, 60W, OR 96W  
 Includes Canopy & Mini Mounting Plate in Matching Finish
- C** Standard Remote, 0-10V  
**Input Voltage** 120-277VAC (Universal)  
**Output Wattage** 30W, 60W, OR 96W  
 Includes Canopy & Mini Mounting Plate in Matching Finish
- D** Lutron Remote, 2-Wire/TRIAC/Forward-Phase  
**Input Voltage** 120VAC  
**Output Wattage** 40W  
 Includes Canopy & Mini Mounting Plate in Matching Finish
- E** Lutron Remote, 3-WIRE  
**Input Voltage** 120-277VAC (Universal)  
**Output Wattage** 40W, OR 96W (Ecosystem)  
 Includes Canopy & Mini Mounting Plate in Matching Finish

See Power Supply Guide for recommended dimmers.

Project	Type
Notes	