

SPY CLIP

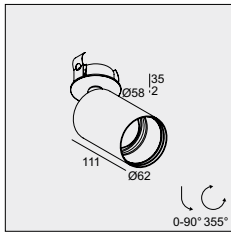


ADJUSTABLE BEAM

SPY ON + PUNK SLEEVE BP



SPY CLIP



50 x 40

REQUIREMENTS

SPY TUBE ► 414 01 00 B / FBR / FG / MMAT / SG / W
LED POWER SUPPLY 350-500mA-DC / DIM
LED POWER SUPPLY 650mA-DC / SOFT DIM

OPTIONS

MOUNTING KIT FLUSH SPY ► 414 90 01

ACCESSORIES (NOT FOR SOFT DIM)

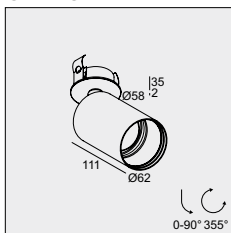
SPY PUNK SLEEVE
HONEYCOMB / LENS / GLASS 50

3000K / CRI>90		2700K / CRI>90		2700-1800K / CRI>90
LED [H] 7,1W / 805lm / 350mA LED [H] 10,4W / 1118lm / 500mA		LED [H] 7,1W / 773lm / 350mA LED [H] 10,4W / 1073lm / 500mA		LED [S] 9,5W / 760lm / 650mA
18°	33°	18°	33°	40°
414 341 811 931 ◊	414 341 811 932 ◊	414 341 811 921 ◊	414 341 811 922 ◊	414 341 1902 ◊

◊ B-B / FBR-B / FG-B / W-B / W-W

0,4 IP20

SPY CLIP HP



50 x 40

REQUIREMENTS

SPY TUBE ► 414 01 00 B / FBR / FG / MMAT / SG / W
LED POWER SUPPLY 500mA-DC / DIM

OPTIONS

MOUNTING KIT FLUSH SPY ► 414 90 01

ACCESSORIES

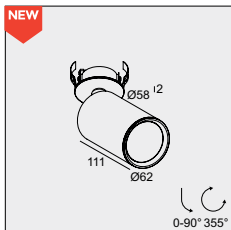
SPY PUNK SLEEVE
HONEYCOMB / LENS / GLASS 50

3000K / CRI>90		2700K / CRI>90
LED [J] 16,8W / 2075lm / 500mA		LED [J] 16,8W / 2000lm / 500mA
		33°
414 341 21 931 ◊		414 341 21 921 ◊

◊ B-B / FBR-B / FG-B / W-B / W-W

0,4 IP20

SPY FOCUS CLIP LP



50 x 40

REQUIREMENTS

LED POWER SUPPLY 350-500mA-DC / DIM

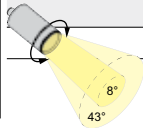
OPTIONS

MOUNTING KIT FLUSH SPY ► 414 90 01

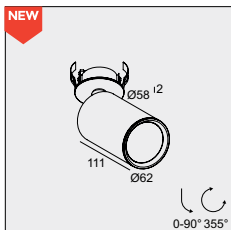
3000K / CRI>90		2700K / CRI>90
LED [Q] 5,9W / 649lm / 350mA LED [Q] 8,7W / 896lm / 500mA		LED [Q] 5,9W / 606lm / 350mA LED [Q] 8,7W / 837lm / 500mA
		8-43°
19877 9300 ◊		19877 9200 ◊

◊ B-B / FBR-B / FG-B / W-B / W-W

0,4 IP20



SPY FOCUS CLIP MP



50 x 40

REQUIREMENTS

LED POWER SUPPLY 350-500mA-DC / DIM

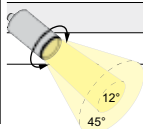
OPTIONS

MOUNTING KIT FLUSH SPY ► 414 90 01

3000K / CRI>90		2700K / CRI>90
LED [R] 12,1W / 1418lm / 350mA LED [R] 17,9W / 1950lm / 500mA		LED [R] 12,1W / 1364lm / 350mA LED [R] 17,9W / 1874lm / 500mA
		12-45°
19873 9300 ◊		19873 9200 ◊

◊ B-B / FBR-B / FG-B / W-B / W-W

0,4 IP20

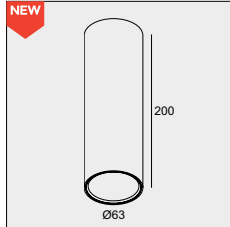


SPY ON



SPY ON + PUNK SLEEVE BP

SPY S



3000K / CRI>90		2700K / CRI>90	
LED 10,4W / 1118lm / 500mA		LED 10,4W / 1073lm / 500mA	
MAINS DIMMING (FE)			
33°			
19876 9328 ◊		19876 9228 ◊	
◊ B / W			
220-240V / 50-60Hz			

REQUIREMENTS

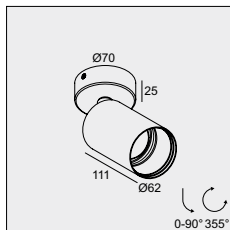
SPY TUBE ◊ ► 414 01 00 B / FBR / FG / MMAT / SG / W

ACCESSORIES

HONEYCOMB / LENS / GLASS 50

◊ 0,5 IP20

SPY ON



3000K / CRI>90		2700K / CRI>90	
LED [H] 7,1W / 805lm / 350mA		LED [H] 7,1W / 773lm / 350mA	
LED [H] 10,4W / 1118lm / 500mA		LED [H] 10,4W / 1073lm / 500mA	
18°	33°	18°	33°
414 361 811 931 ◊	414 361 811 932 ◊	414 361 811 921 ◊	414 361 811 922 ◊
◊ B / FBR / FG / W			

◊ 0,5 IP20

REQUIREMENTS

SPY TUBE ◊ ► 414 01 00 B / FBR / FG / MMAT / SG / W

LED POWER SUPPLY 350-500mA-DC / DIM

OPTIONS

COVERSET R ◊ (Ø 90) ► 204 00 90 ANO / B / W

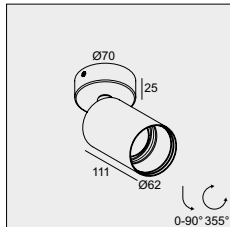
COVERSET R ◊ (Ø100) ► 204 00 100 ANO / B / W

ACCESSORIES

HONEYCOMB / LENS / GLASS 50

SPY PUNK SLEEVE

SPY ON HP



3000K / CRI>90		2700K / CRI>90	
LED [J] 16,8W / 2075lm / 500mA		LED [J] 16,8W / 2000lm / 500mA	
33°			
414 361 21 931 ◊		414 361 21 921 ◊	
◊ B / FBR / FG / W			

◊ 0,5 IP20

REQUIREMENTS

SPY TUBE ◊ ► 414 01 00 B / FBR / FG / MMAT / SG / W

LED POWER SUPPLY 500mA-DC / DIM

OPTIONS

COVERSET R ◊ (Ø 90) ► 204 00 90 ANO / B / W

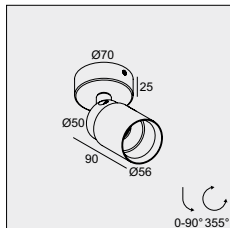
COVERSET R ◊ (Ø100) ► 204 00 100 ANO / B / W

ACCESSORIES

HONEYCOMB / LENS / GLASS 50

SPY PUNK SLEEVE

SPY ON HI



◊ QPAR51 max.35W	
414 62 00 ◊	
◊ B / W	
GU10 / 100-240V / 50-60Hz	

◊ 0,5 IP20 ◊ 0,5


OPTIONS

LED SOLUTION - PAG TEC 8 (max.20W)

ACCESSORIES

HONEYCOMB / LENS / GLASS 50 (max.20W)

NEW **SPY FOCUS**



ADJUSTABLE BEAM

SPY FOCUS ON LP

	3000K / CRI>90	2700K / CRI>90
	LED [Q] 5,9W / 649lm / 350mA LED [Q] 8,7W / 896lm / 500mA	LED [Q] 5,9W / 606lm / 350mA LED [Q] 8,7W / 837lm / 500mA
	8-43°	
	19878 9300 ◊	19878 9200 ◊
	◊ B / FBR / FG / W	

◊ III 0,5 IP20

REQUIREMENTS

LED POWER SUPPLY 350-500mA-DC / DIM

OPTIONS

COVERSET R ◊ (Ø 90) ► **204 00 90** ANO / B / W
COVERSET R ◊ (Ø100) ► **204 00 100** ANO / B / W

SPY FOCUS ON MP

	3000K / CRI>90	2700K / CRI>90
	LED [R] 12,1W / 1418lm / 350mA LED [R] 17,9W / 1950lm / 500mA	LED [R] 12,1W / 1364lm / 350mA LED [R] 17,9W / 1874lm / 500mA
	12-45°	
	19874 9300 ◊	19874 9200 ◊
	◊ B / FBR / FG / W	

◊ III 0,5 IP20

REQUIREMENTS

LED POWER SUPPLY 350-500mA-DC / DIM

OPTIONS

COVERSET R ◊ (Ø 90) ► **204 00 90** ANO / B / W
COVERSET R ◊ (Ø100) ► **204 00 100** ANO / B / W

SPY ON



SPY ON 1

3000K / CRI>90		2700K / CRI>90	
10,4W / 1118lm / 500mA		10,4W / 1073lm / 500mA	
MAINS DIMMING (FE)			
18°	33°	18°	33°
414 351 811 931 ED8 ◊	414 351 811 932 ED8 ◊	414 351 811 921 ED8 ◊	414 351 811 922 ED8 ◊
◊ B / W			
220-240V / 50-60Hz			

REQUIREMENTS
SPY TUBE S ◊ ► **414 02 00 B** / FBR / FG / MMAT / SG / W

ACCESSORIES
HONEYCOMB / LENS / GLASS 50

◻ **0,8** IP20

SPY ON 2

3000K / CRI>90		2700K / CRI>90	
2 x 10,4W / 1118lm / 500mA		2 x 10,4W / 1073lm / 500mA	
MAINS DIMMING (FE)			
18°	33°	18°	33°
414 351 812 931 ED8 ◊	414 351 812 932 ED8 ◊	414 351 812 921 ED8 ◊	414 351 812 922 ED8 ◊
◊ B / W			
220-240V / 50-60Hz			

REQUIREMENTS
2 x SPY TUBE S ◊ ► **414 02 00 B** / FBR / FG / MMAT / SG / W

ACCESSORIES
HONEYCOMB / LENS / GLASS 50

◻ **1,2** IP20

SPY ON 3

3000K / CRI>90		2700K / CRI>90	
3 x 10,4W / 1118lm / 500mA		3 x 10,4W / 1073lm / 500mA	
MAINS DIMMING (FE)			
18°	33°	18°	33°
414 351 813 931 ED8 ◊	414 351 813 932 ED8 ◊	414 351 813 921 ED8 ◊	414 351 813 922 ED8 ◊
◊ B / W			
220-240V / 50-60Hz			

REQUIREMENTS
3 x SPY TUBE S ◊ ► **414 02 00 B** / FBR / FG / MMAT / SG / W

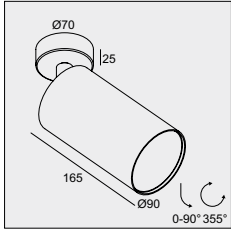
ACCESSORIES
HONEYCOMB / LENS / GLASS 50

◻ **1,9** IP20

MAXISPY ON



MAXISPY ON



3000K / CRI>90			2700K / CRI>90		
24,3W / 2862lm / 700mA			24,3W / 2759lm / 700mA		
1-10V DIM					
20°	35°	50°	20°	35°	50°
414 46 21 932 ED1 ◊	414 46 21 933 ED1 ◊	414 46 21 934 ED1 ◊	414 46 21 922 ED1 ◊	414 46 21 923 ED1 ◊	414 46 21 924 ED1 ◊
◊ B / W					
120-240V / 50-60Hz					

REQUIREMENTS

MAXISPY TUBE ◊ ► **414 04 00 B** / MMAT / W

◊ **1,3** IP20

OPTIONS

COVERSET R ◊ (Ø 90) ► **204 00 90** ANO / B / W

COVERSET R ◊ (Ø 100) ► **204 00 100** ANO / B / W

ACCESSORIES

HONEYCOMB / LENS 78



PHOTOGRAPHY MARK SEELEN FOR VIPP

INTERIOR
CEILING SURFACE / SUSPENDED



PHOTOGRAPHY MARK SEELEN FOR VIPP



INTERIOR
CEILING SURFACE / SUSPENDED



PHOTOGRAPHY MARK SEELEN FOR VIPP







