

Beetle Dining Chair, Front Upholstered - Wood base

Designed by GamFratesi - 2013

**ITEM NUMBER**

10247

DESCRIPTION


The Beetle Dining Chair carries strong references to the design duo GamFratesi's inspirational source; the insect world, more specific the world of beetles. The wide range of upholstery options and different bases make it possible to put your personal touch to the chair and create one of its kind.

Bases are now also available in plastic edition, which gives the Beetle Dining Chair has an authentic look that adds warmth to any interior.

Materials & Finishes

BASE FINISH

Black stained beech, Oak, Smoked Oak, American Walnut



SHELL COLOR

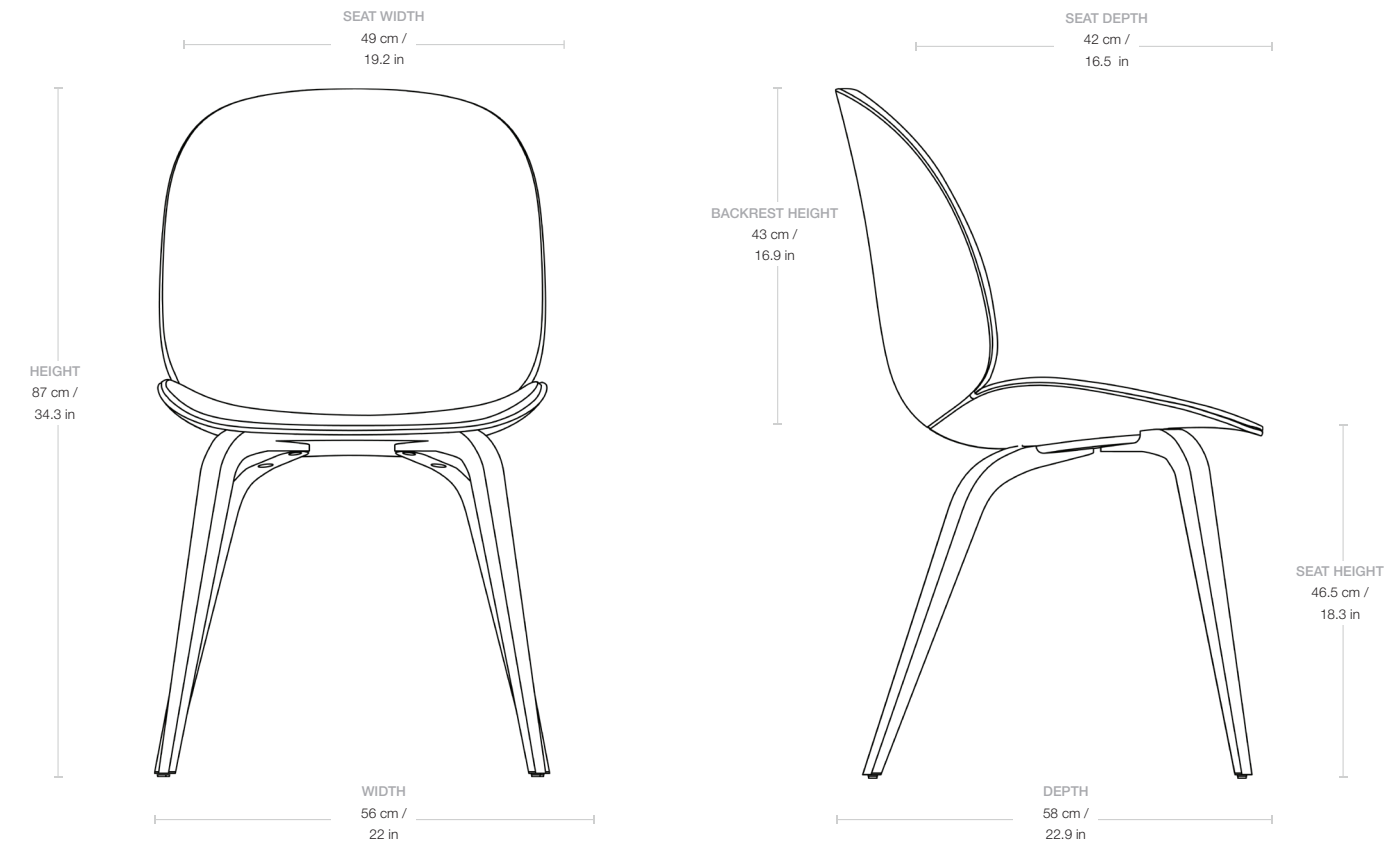
Black, Dark Green, Dark Pink, New Beige, Grey Blue, Sweet Pink, Pure White, Pastel Green, Amber Brown, Pebble Brown, Alabaster White



MATERIALS

Wood, PP, HDPE, Foam, Fabric or Leather upholstery

Dimensions



HEIGHT	87 cm / 34.4 in
WIDTH	56 cm / 22 in
DEPTH	58 cm / 22.9 in
SEAT WIDTH	49 cm / 19.2 in
SEAT DEPTH	42 cm / 16.5 in
SEAT HEIGHT	46.5 cm / 18.3 in
BACKREST HEIGHT	43 cm / 16.9 in

Weight

TOTAL WEIGHT	7.6 kg /16.8 lbs
LEGS WEIGHT	1.8 kg / 4 lbs
SHELL WEIGHT	5.8 kg / 13 lbs

Upholstery Consumption

FABRIC

X 140 CM FABRIC WIDTH / X 55 IN FABRIC WIDTH

FRONT UPHOLSTERED 1 PCS	63 cm / 24.8 in
FRONT UPHOLSTERED 2+ PCS	60 cm / 23.6 in

LEATHER

FRONT UPHOLSTERED	1.39 m ² / 15 ft ²
-------------------	--

Packaging

NUMBER OF PARCELS	1
PACKAGING LENGTH	59 cm / 23.2 in
PACKAGING WIDTH	58 cm / 23 in
PACKAGING HEIGHT	92 cm / 36.2
PACKAGING WEIGHT	2.5 kg / 5.5 lbs
GROSS WEIGHT	10.1 kg / 22.2 lbs

Test & Certifications

CALIFORNIA 117	Yes
BS 5852- CIGARETTE & MATCH	Available on request
BS 5852 CRIB 5	Available on request
EN 1022:2005	Yes
EN 16139:2013L1	Yes

SUSTAINABILITY	Parts can be separated and sorted for recycling, Beetle shells are made of 100% recyclable PP 100% of our wood products are manufactured to comply with EUTR
----------------	---

SPARE PARTS

Item	Item Number
Beetle Glide - Felt - Wood Base / Set of 4	10032701
Beetle Glide - Plastic - Wood Base / Set of 4	10043685

Glides

PLASTIC GLIDES	Included as standard
FELT GLIDES	Available on request

Beetle Dining Chair - Fully Upholstered - Wood base


Designed by GamFratesi - 2013



ITEM NUMBER	10250
DESCRIPTION	<p>The Beetle Dining Chair carries strong references to the design duo GamFratesi's inspirational source; the insect world, more specific the world of beetles. The wide range of upholstery options and different bases make it possible to put your personal touch to the chair and create one of its kind.</p> <p>Bases are now also available in plastic edition, which gives the Beetle Dining Chair an authentic look that adds warmth to any interior.</p>

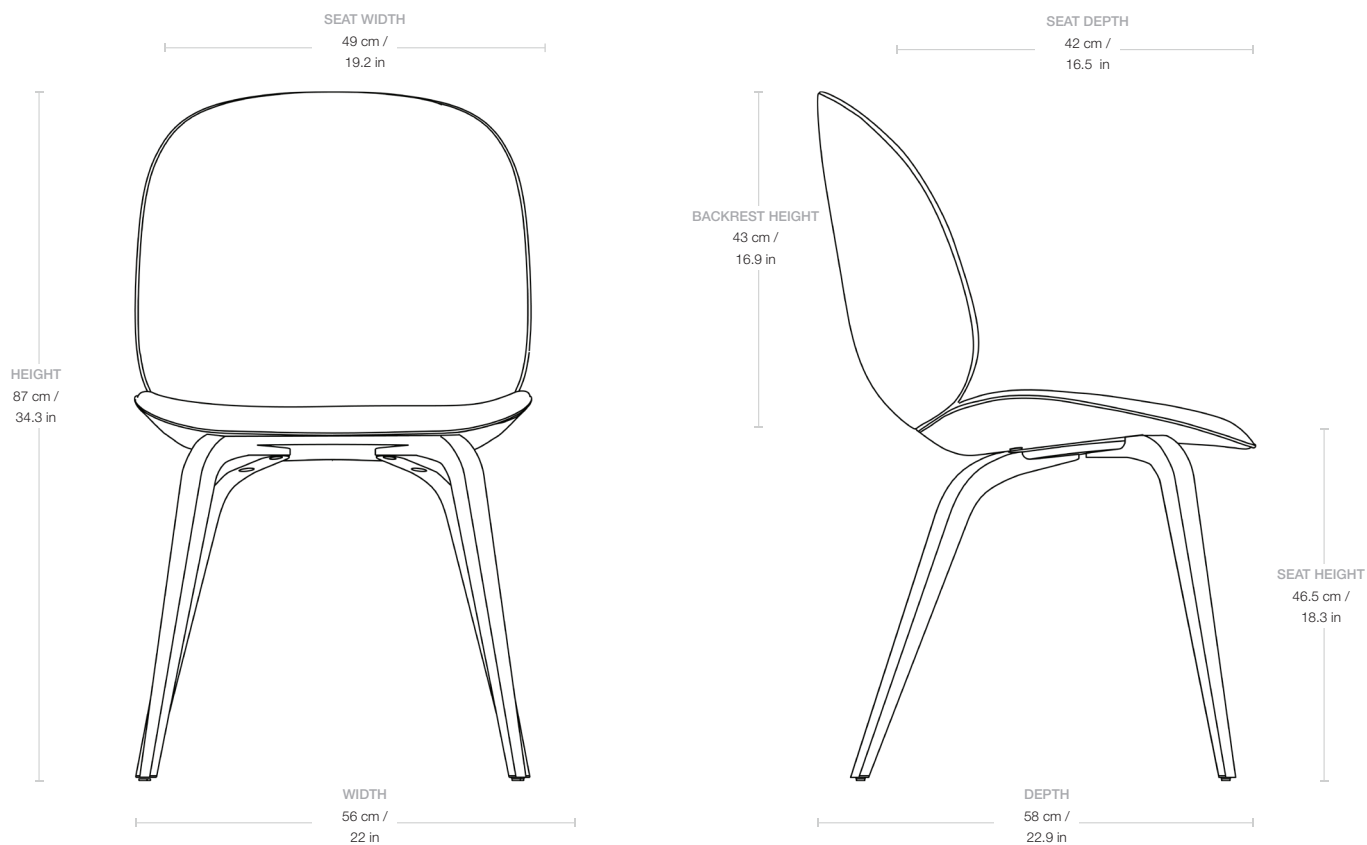
Materials & Finishes

BASE FINISH	Black stained beech, Oak, Smoked Oak, American Walnut
-------------	---



MATERIALS	PP, HDPE, Foam, Wood, Fabric or Leather upholstery
-----------	--

Dimensions



HEIGHT	87 cm / 34.4 in
WIDTH	56 cm / 22 in
DEPTH	58 cm / 22.9 in
SEAT WIDTH	49 cm / 19.2 in
SEAT DEPTH	42 cm / 16.5 in
SEAT HEIGHT	46.5 cm / 18.3 in
BACKREST HEIGHT	43 cm / 16.9 in

Weight

TOTAL WEIGHT	7.8 kg / 17lbs
LEGS WEIGHT	1.8 kg / 4 lbs
SHELL WEIGHT	6 kg / 13.2 lbs

Upholstery Consumption

FABRIC

X 140 CM FABRIC WIDTH / X 55 IN FABRIC WIDTH

FULLY UPHOLSTERED, SAME PIPING	110 cm / 43.3 in
FULLY UPHOLSTERED, DIFFERENT PIPING	120 cm / 47.2 in
PIPING	12 cm / 4.7 in
FRONT UPHOLSTERED 1 PCS	63 cm / 24.8 in
FRONT UPHOLSTERED 2+ PCS	60 cm / 23.6 in
SEAT UPHOLSTERED 1 PCS	60 cm / 23.6 in
SEAT UPHOLSTERED 2+ PCS	30 cm / 12 in
BACK SIDE UPHOLSTERY	81 cm / 32 in

LEATHER

FULLY UPHOLSTERED	2.58 m ² / 28 ft ²
FULLY UPHOLSTERED SAME PIPING	3.14 m ² / 34 ft ²
PIPING	0.21 m ² / 2.3 ft ²
FRONT UPHOLSTERED	1.39 m ² / 15 ft ²
SEAT UPHOLSTERED	0.67 m ² / 7.2 ft ²

Packaging

NUMBER OF PARCELS	1
PACKAGING LENGTH	59 cm / 23.2 in
PACKAGING WIDTH	58 cm / 23 in
PACKAGING HEIGHT	92 cm / 36.2
PACKAGING WEIGHT	2.5 kg / 5.5 lbs
GROSS WEIGHT	9.3 kg / 20.5 lbs

Test & Certifications

CALIFORNIA 117	Yes, US only
BS 5852- CIGARETTE & MATCH	Available on request
BS5852 CRIB 5	Available on request
EN 1022:2005	Yes
EN 16139:2013L1	Yes

SUSTAINABILITY	Parts can be separated and sorted for recycling 100% of our wood products are manufactured to comply with EUTR
-----------------------	---

SPARE PARTS

Item	Item Number
Beetle Glide - Felt - Wood Base / Set of 4	10032701
Beetle Glide - Plastic - Wood Base / Set of 4	10043685

Glides

PLASTIC GLIDES	Included as standard
FELT GLIDES	Available on request

Beetle Dining Chair, Seat Upholstered - Wood base

Designed by GamFratesi - 2013



ITEM NUMBER

10253

DESCRIPTION


The Beetle Dining Chair carries strong references to the design duo GamFratesi's inspirational source; the insect world, more specific the world of beetles. The wide range of upholstery options and different bases make it possible to put your personal touch to the chair and create one of its kind.

Bases are now also available in plastic edition, which gives the Beetle Dining Chair has an authentic look that adds warmth to any interior.

Materials & Finishes

BASE FINISH

Black stained beech, Oak, Smoked Oak, American Walnut



SHELL COLOR

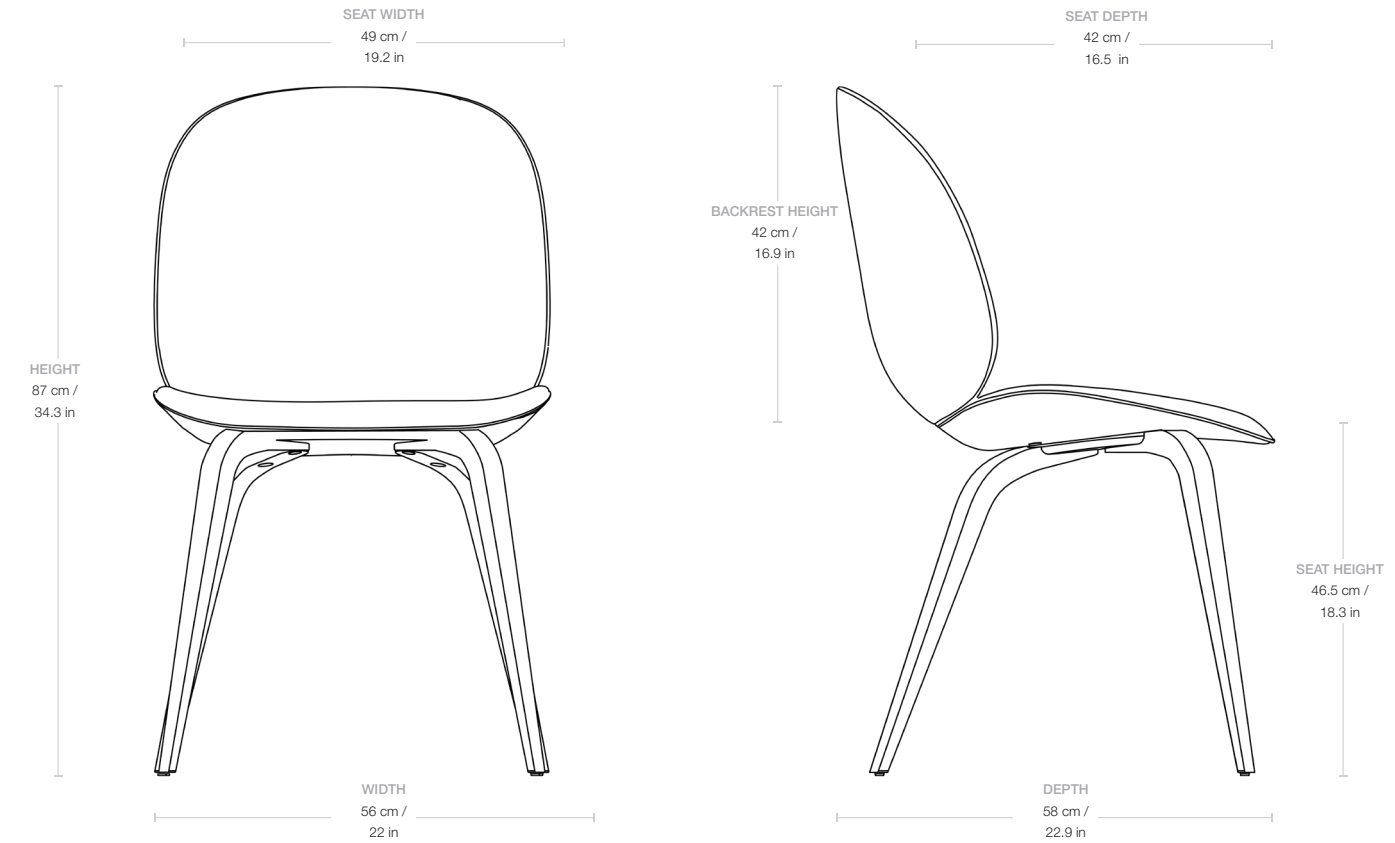
Black, Dark Green, Dark Pink, New Beige, Grey Blue, Sweet Pink, Pure White, Pastel Green, Amber Brown, Pebble Brown, Alabaster White



MATERIALS

PP, HDPE, Foam, Steel, Fabric or Leather upholstery

Dimensions



WIDTH	56 cm / 22 in
DEPTH	58 cm / 22.9 in
HEIGHT	87 cm / 34.4 in
SEAT WIDTH	49 cm / 19.2 in
SEAT DEPTH	42 cm / 16.5 in
SEAT HEIGHT	46.5 cm / 18.3 in
BACKREST HEIGHT	42 cm / 16.9 in

Weight

TOTAL WEIGHT	6.4 kg / 14 lbs
LEGS WEIGHT	1.8 kg / 4 lbs
SHELL WEIGHT	4.6 kg / 10 lbs

Upholstery Consumption

X 140 CM FABRIC WIDTH / X 55 IN FABRIC WIDTH

FABRIC

SEAT UPHOLSTERED 1 PCS	60 cm / 23.6 in
SEAT UPHOLSTERED 2 PCS AND MORE	30 cm / 12 in

LEATHER

SEAT UPHOLSTERED	0.67 m ² / 7.2 ft ²
------------------	---

Packaging

NUMBER OF PARCELS	1
PACKAGING LENGTH	59 cm / 23.2 in
PACKAGING WIDTH	58 cm / 23 in
PACKAGING HEIGHT	92 cm / 36.2
PACKAGING WEIGHT	2.5 kg / 5.5 lbs
GROSS WEIGHT	8.9 kg / 19.6 lbs

Test & Certifications

CALIFORNIA 117	Yes
BS 5852- CIGARETTE & MATCH	Available on request
BS 5852 CRIB 5	Available on request
EN 1022:2005	Yes
EN 16139:2013L1	Yes

SUSTAINABILITY	Parts can be separated and sorted for recycling Beetle shells are made of 100% recyclable PP 100% of our wood products are manufactured to comply with EUTR
----------------	--

SPARE PARTS

Item	Item Number
Beetle Glide - Felt - Wood Base / Set of 4	10032701
Beetle Glide - Plastic - Wood Base / Set of 4	10043685

Glides

PLASTIC GLIDES	Included as standard
FELT GLIDES	Available on request

Beetle Dining Chair, Un-upholstered - Wood base

Designed by GamFratesi - 2013



ITEM NUMBER

10257


DESCRIPTION

With the introduction of the un-upholstered Beetle Chair, the collection has bloomed into a chair series with unlimited possibilities. The Beetle Chair is no longer only an upholstered chair but also available with a polypropylene plastic shell, giving it a lighter expression with notable durability at a lower price point. The chair's subtle matte texture offers a soft tactility where its outstanding sitting comfort is obtained. Thanks to the wide spectrum of colour and base options, the un-upholstered Beetle is an ideal solution for both formal and informal spaces alike. Mix and match between the seven harmonious colours to create a personal expression.

Materials & Finishes

BASE FINISH

Black stained beech, Oak, Smoked Oak, American Walnut



SHELL COLOR

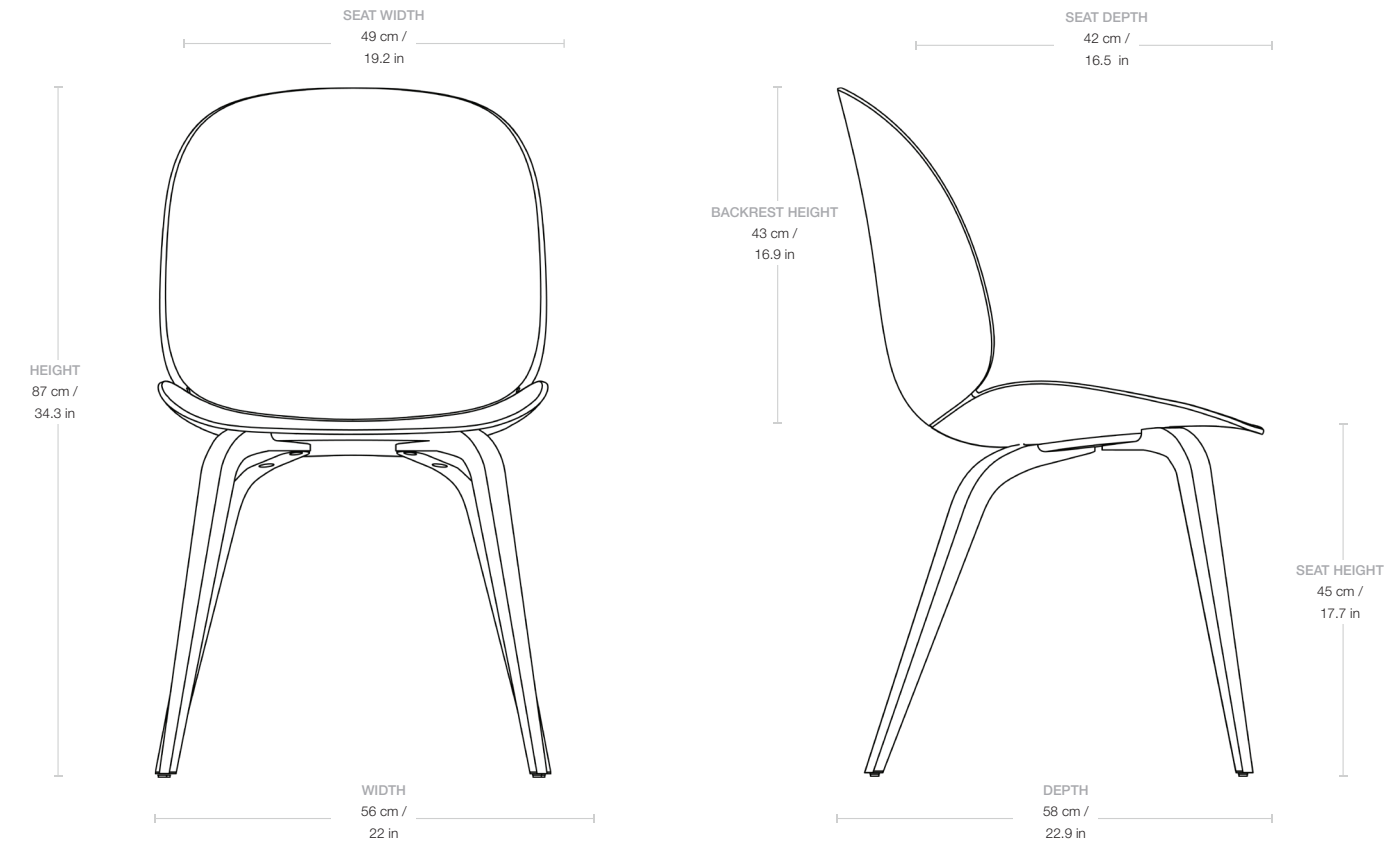
Black, Dark Green, Dark Pink, New Beige, Grey Blue, Sweet Pink, Pure White, Pastel Green, Amber Brown, Pebble Brown, Alabaster White



MATERIALS

PP, HDPE, WOOD

Dimensions



HEIGHT	87 cm / 34.3 in
WIDTH	56 cm / 22 in
DEPTH	58 cm / 22.9 in
SEAT WIDTH	49 cm / 19.2 in
SEAT DEPTH	42 cm / 16.5 in
SEAT HEIGHT	45 cm / 17.7 in
BACKREST HEIGHT	43 cm / 16.9 in

Weight

TOTAL WEIGHT	5.4 kg / 12 lbs
LEGS WEIGHT	1.8 kg / 4 lbs
SHELL WEIGHT	3.6 kg / 8 lbs

Packaging

NUMBER OF PARCELS	1
PACKAGING LENGTH	59 cm / 23.2 in
PACKAGING WIDTH	58 cm / 23 in
PACKAGING HEIGHT	92 cm / 36.2 in
PACKAGING WEIGHT	2.5 kg / 5.5 in
GROSS WEIGHT	7.9 kg / 17.4 in

Test & Certifications

EN 1022:2005	Yes
EN 16139:2013L1	Yes

SUSTAINABILITY	Parts can be separated and sorted for recycling, Beetle shells are made of 100% recyclable PP 100% of our wood products are manufactured to comply with EUTR
----------------	---

SPARE PARTS	Item	Item Number
	Beetle Glide - Felt - Wood Base / Set of 4	10032701
	Beetle Glide - Plastic - Wood Base / Set of 4	10043685

Glides

PLASTIC GLIDES	Included as standard
FELT GLIDES	Available on request