

BESTLITE BL6 // WALL LAMP, CORD WITH SWITCH, EU MODEL

Designed by Robert Dudley Best

PRODUCT



Item no.: 001-0610X
+ style code

DESCRIPTION

Bestlite has been in continuous production since 1930. Robert Dudley Best created Bestlite design. He was highly influenced by the Bauhaus. In the past 80 years, people appreciated the lamps and it decorates many homes, hotels and restaurants worldwide. Loved by architects, designers and design aficionados throughout its 80-year history, today, Bestlite enjoys global iconic status.

VERSION - BESTLITE WALL LAMP BL6

Shade and base: Black, White or Off-White
Tube and arm: Chrome

RAL codes are indicative.

- Fabric wire - Black:
- Black / White inside // RAL 9004 / RAL 9003 // Gloss level 20 / Gloss level 20
- Fabric wire - Off-White:
- Off-White / White inside // RAL 1015 / RAL 9003 // Gloss level 20 / Gloss level 20
- Fabric wire - White:
- White / White inside // RAL 9003 / RAL 9003 // Gloss level 20 / Gloss level 20

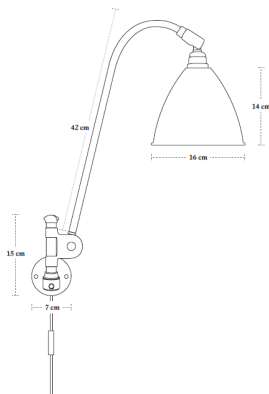
Please contact us for other colours or finishes.

VERSION

Order item - look for part number in the pricelist.

Series contains the following:

BL5, BL6, BL7, BL10



COLOURS



// Black / Chrome

// Off-White / Chrome

// White / Chrome

FACTS

MEASUREMENT - L X W X H MM

Lamp height: 150+420 mm
Tube length: 150 mm
Shade height: 140 mm
Shade diameter: Ø160 mm
Cord - total length w/sw: App. 2400 mm
Cord - exposed out of lamp: App. 2000 mm

WEIGHT ITEM - LAMP INCL. WIRE

1024 g

PACKAGING TYPE

White cardboard box w/ 5ply corrugated

PACKAGING MEASUREMENT - L X W X H CM

L:22 x W:61 x H:26 cm

WEIGHT PACKAGING - MATERIAL TYPE

- Paper Egg crate: 834,5 g
- PE polybag: 60 g
- Bestlite key: 18 g
- PE polybag: 1 g
- Cardboard inside: 98,5 g
- Cardboard outside: 768 g

WEIGHT PACKAGING - TOTAL

2802 g

NUMBER OF PARCELS

1 pcs.

LIGHT SOURCE

- Socket: E14 base
- Recommended light source: *All fluorescens light bulbs*
- Recommended wattage: 9 W = (40 WATT incandescent bulbs)
- Max wattage: 13 W
- Recommended light source: *Halogen light bulb*
- Recommended wattage: 28 W = (40 WATT incandescent bulbs)
- Max wattage: 28 W

- All lamps can be fitted with a dimmer.
Please contact your local electrician.

- Lightbulb not included

Designed by Robert Dudley Best

PRODUCT



Item no.: 001-0613X
+ style code

Don't polish the brass

DESCRIPTION

Bestlite has been in continuous production since 1930. Robert Dudley Best created Bestlite design. He was highly influenced by the Bauhaus. In the past 80 years, people appreciated the lamps and it decorates many homes, hotels and restaurants worldwide. Loved by architects, designers and design aficionados throughout its 80-year history, today, Bestlite enjoys global iconic status.

VERSION - BESTLITE WALL LAMP BL6

Shade: Charcoalblack, Matt-White or Grey
Tube and arm: Brass with lacquered surface

Shade and base: Brass with lacquered surface
Tube and arm: Brass with lacquered surface

RAL codes are indicative.

- Fabric wire - Black:
- Charcoal black/Brass / White inside // RAL 9011 / RAL 9003 // Gloss level 20 / Gloss level 20
- Grey w/Brass / White inside // RAL 2604005 / RAL 9003 // Gloss level 30 / Gloss level 20
- Brass w/Brass / White inside // - / RAL 9003 // - / Gloss level 20

- Fabric wire - Off-White:
- Matt-White w/Brass / White inside // RAL 9003 / RAL 9003 // Gloss level 20 / Gloss level 20

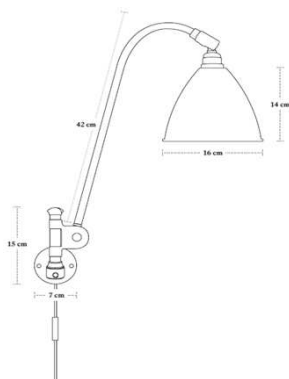
Please contact us for other colours or finishes.

VERSION

Order item - look for part number in the pricelist.

Series contains the following:

BL5, BL6, BL7, BL10



COLOURS



// Charcoal black / Brass

// Grey / Brass

// Matt-White / Brass

// All Brass

FACTS

MEASUREMENT - L X W X H MM

Lamp height: 150+420 mm
Tube length: 150 mm
Shade height: 140 mm
Shade diameter: Ø160 mm
Cord - total length w/sw: App. 2400 mm
Cord - exposed out of lamp: App. 2000 mm

WEIGHT ITEM - LAMP INCL. WIRE
1024 g

PACKAGING TYPE

White cardboard box w/ 5ply corrugated

PACKAGING MEASUREMENT - L X W X H CM

L:22 x W:61 x H:26 cm

WEIGHT PACKAGING - MATERIAL TYPE

- Paper Egg crate: 834,5 g
- PE polybag: 60 g
- Bestlite key: 18 g
- PE polybag: 1 g
- Cardboard inside: 98,5 g
- Cardboard outside: 768 g

WEIGHT PACKAGING - TOTAL

2802 g

NUMPER OF PARCELS

1 pcs.

LIGHT SOURCE

- Socket: E14 base
- Recommended light source: *All fluorescens light bulbs*
- Recommended wattage: 9 W * (40 WATT incandescent bulbs)
- Max wattage: 13 W

- Recommended light source: *Halogen light bulb*
- Recommended wattage: 28 W * (40 WATT incandescent bulbs)
- Max wattage: 28 W

- *All lamps can be fitted with a dimmer.*
Please contact your local electrician.

- *Lightbulb not included*

CLEANING AND MAINTENANCE

Use a soft damp cloth when cleaning your Bestlite lamp. Do not use household cleaners.

ACCESSORIES

Item no.: 001-99058A plug EU

ENVIRONMENT

-

TESTS

-

CERTIFICATION AND LABELS

CE-CERTIFIED

STANDARD - (* = Standard for each country/region)

STOCK - BL6*

Cord with switch. 2 pin plug

- Euro plug: Type C, 2 PIN, 2,5 amp

- Euro voltage: 230 V

- Frequency: 50 Hz

- Supply voltage: AC power ~

- Normally Closed IP20



Class II / Double insulated



CE-Mark



Luminaires accepted for mounting on a flammable base

KOMPONENTS

Item no.: 001-0610X

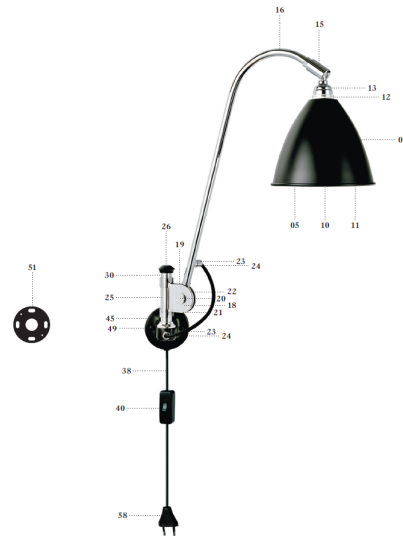
- 01 // Shade Ø16 cm.
- 05 // E14 lamp holder
- 10 // Insulating ring
- 11 // Internal shade ring
- 12 // External shade ring
- 13 // Lamper holder cover
- 15 // Universal joint
- 16 // Bestlite arm
- 18 // Bestlite clip
- 19 // Bestlite nut
- 20 // Bestlite bolt
- 21 // Tension spring
- 22 // Fibre washer
- 23 // Cord grip
- 24 // Cord grip cover
- 25 // Acetate
- 26 // Top knob
- 30 // Tube
- 38 // Textile covered cord
- 40 // Switch
- 45 // Wall bracket
- 49 // Screw 9x19 mm
- 51 // Mounting plate Ø7 cm
- 58 // Plug

MATERIAL

Shade and base: Powder coated aluminium

Tube and arm: Chromed steel

Textile covered cord

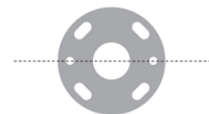


INSTALLATION INSTRUCTIONS

The Bestlite key:

It's a practical tool that enables you to fasten the lamp arm. Simply use it like a screwdriver in the slot in the Bestlite nut.

It's important for you to read the instructions carefully and use them correctly on your wall for accurate placing of the lamp. Make sure the wall is strong enough.



Technical information:

Light intensity: 1000 lm (E14) maximum or 400 lm (E14) bulb
Not power of watt changing light bulb.
No dimming and dimmer or other use or use in damp/wet rooms.

Some advice on cleaning your Bestlite:

Powder coated parts - shade, bracket and shade:
Wipe the parts with a damp cloth instead in water with and a bit of mild detergent.

Chrome plated parts:

Wipe the parts with a damp cloth and water with no hotting up tubes.
If the surface is dirty use a neutral pH cleaning product for chrome or other soft metals.

Be only soft cloth for wiping and polishing, never sponge or steel wool.

Do not use abrasive household cleaners.
Do not use acids or soluble cleaning materials, glass cleaner or household ammonia.

BESTLITE - GUBI (Bakkevej) 7-8, DK-2100, Copenhagen, Denmark - www.bestlite.com



See also:

Complete list of our Bestlite
You have chosen a genuine design - design which has been
aesthetically and functionally tested for over 50 years.
Be the first to own it! Buy it now! Buy it now!
Buy it now! Buy it now! Buy it now!
Buy it now! Buy it now! Buy it now!
Buy it now! Buy it now! Buy it now!

See also:

Bestlite
Bestlite

BESTLITE
DESIGNED IN DENMARK

