

Designed by Kerstin Hörlin-Holmquist

### PRODUCT



Item no.: 37001-01-xx  
+ style code

### DESCRIPTION

The masculine lounge chair -ADAM Chair is part of the The Paradiset Collection, designed by Kerstin Hörlin-Holmquist in 1956. This timeless and iconic collection was created during Holmquist's employment with NK - Nordiska Kompaniet in the 1950's and holds a soft simplicity. All designs are unique in their appearance - light, clean lines and gracious with an air of romance.

She named her pieces inspired by "Paradiset" (Swedish name for Eden or Paradise). The first piece was - the feminine Eva Chair and later followed its counterpart, the Adam Chair. To compliment the two lounge chairs she also created a sofa - the Paradiset sofa.

The lounge chair is fully upholstered in a moulded polyurethane foam with hand sewn piping, matching buttons and with solid wood legs in mat lacquered oak, walnut or black stained wood.

### VERSION

- Fully upholstered /mat lacquered oak
- Fully upholstered / mat lacquered walnut
- Fully upholstered /black stained wood

### TYPES

Order item - look for part number in the pricelist.  
The series consists of the following:

EVA CHAIR, ADAM CHAIR, PARADISET SOFA

### FACTS

**MEASUREMENT**  
Sitting height: 380 mm  
Seat width: 510 mm  
Seat depth: 470 mm  
Seat height: 230 mm  
Back height: 700 mm  
Frame width: 740 mm  
Frame depth: 790 mm  
Chair height: 940 mm

**WEIGHT ITEM**  
20 kg

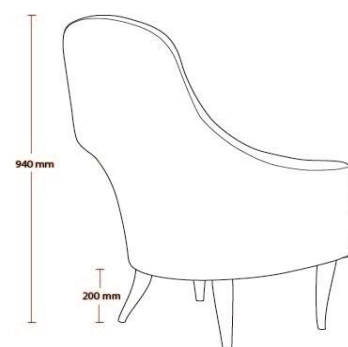
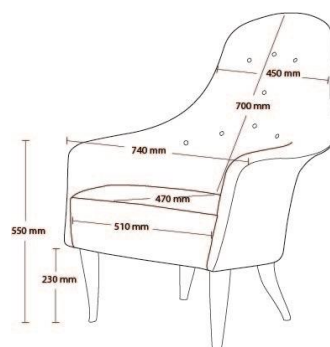
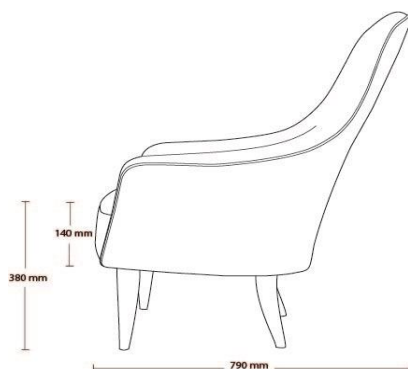
**PACKAGING TYPE**  
Cardboard box

**PACKAGING MEASUREMENT - L X W X H CM**  
L: 65 X W: 75 X H: 120 CM

**WEIGHT PACKAGING - MATERIAL TYPE**  
Cardboard: 3 kg  
Plastic LDPE: 0,8 kg

**WEIGHT PACKAGING - TOTAL**  
23,8 kg

**NUMBER OF PARCELS**  
1 pcs.



Designed by Kerstin Hörlin-Homquist

### CLEANING AND MAINTENANCE

For cleaning the upholstered surface, first try to brush off the dirt gently. If this is not enough then vacuum the surface.

If further cleaning of the padding is needed, a stain remover is recommended. The cleaning has to be gentle and must always be tested on the most invisible area of the surface before the actual cleaning. Avoid blotches by gentle, circular rubbing towards the stain.

To avoid stains, quickly remove the dirt with a piece of absorbing household wipe and clean with water and colourless washing-up liquid.

Do not use the following products for the padding:

- Undiluted cleaning liquids.
- Bleach.
- Ammoniac.
- Soap for hard surfaces.

Upholstery W x L

Two fabrics:

One fabric:

Back incl. Piping: 1,4x1,65m Rest of sofa: 1,4x1,9m  
1,4x2,7m

For dusting and light cleaning of the wooden surface and frame use a soft, dry cloth.

For further cleaning, use a soft cloth that is firmly wrung in clean water for gently wiping the surface, and then immediately use a dry cloth to wipe the surface again.

If more thorough cleaning is necessary, use a mild detergent or washing-up liquid dissolved in water on a firmly wrung cloth. Afterwards, repeat the process with clean water as described above.

Polish with a soft cloth after wiping.

Do not use materials for maintenance that:

- Contain abrasive agents.
- Are basic, acidiferous or organic.

For the best maintenance of the product, protect it against sunlight and heat, and try to keep it away from moisture, grease and other dirt.

Furthermore, protect the surfaces against sharp objects and other that might scratch.

### ENVIRONMENT

Parts can be separated and sorted for recycling.

### TESTS

-

### CERTIFICATION AND LABELS

-